
MindMerger: Efficiently Boosting LLM Reasoning in non-English Languages

Zixian Huang¹, Wenhao Zhu¹, Gong Cheng¹, Lei Li², Fei Yuan^{3*}

¹State Key Laboratory for Novel Software Technology, Nanjing University

²Carnegie Mellon University

³Shanghai Artificial Intelligence Laboratory

{zixianhuang, zhuwh}@smail.nju.edu.cn, gcheng@nju.edu.cn

leili@cs.cmu.edu, yuanfei@pjlab.org.cn

Abstract

Reasoning capabilities are crucial for Large Language Models (LLMs), yet a notable gap exists between English and non-English languages. To bridge this disparity, some works fine-tune LLMs to relearn reasoning capabilities in non-English languages, while others replace non-English inputs with an external model’s outputs such as English translation text to circumvent the challenge of LLM understanding non-English. Unfortunately, these methods often underutilize the built-in skilled reasoning and useful language understanding capabilities of LLMs. In order to better utilize the minds of reasoning and language understanding in LLMs, we propose a new method, namely MindMerger, which merges LLMs with the external language understanding capabilities from multilingual models to boost the multilingual reasoning performance. Furthermore, a two-step training scheme is introduced to first train to embed the external capabilities into LLMs and then train the collaborative utilization of the external capabilities and the built-in capabilities in LLMs. Experiments on three multilingual reasoning datasets and a language understanding dataset demonstrate that MindMerger consistently outperforms all baselines, especially in low-resource languages. Without updating the parameters of LLMs, the average accuracy improved by 6.7% and 8.0% across all languages and low-resource languages on the MGSM dataset, respectively ².

1 Introduction

One of the primary focuses of Artificial Intelligence research currently revolves around improving its reasoning capabilities [Ahn et al., 2024, Minaee et al., 2024], which is derived from the need to enable Large Language Models (LLMs) [Ouyang et al., 2022, Touvron et al., 2023, Jiang et al., 2023a] to think rationally and perform functions like humans [Imani et al., 2023, Jiang et al., 2023b]. Substantial progress has been made in English reasoning [Yu et al., 2023, Yuan et al., 2023a], but the performance in non-English, especially low-resource languages, still lags behind [Shi et al., 2023] due to the scarce of multilingual training data [Touvron et al., 2023].

Existing work tries to use external models to compensate for the deficiencies of LLM in multilingual reasoning. Some works use the relearning-based strategy, which uses translation models to generate multilingual training data for fine-tuning LLMs to relearn reasoning in each language [Chen et al., 2023, Chai et al., 2024]. Some other works use the replacement-based strategy, which use translation models to translate queries from non-English to English text for replacing the non-English input of

*Corresponding author.

²Our code is available on <https://github.com/CONE-MT/MindMerger>.

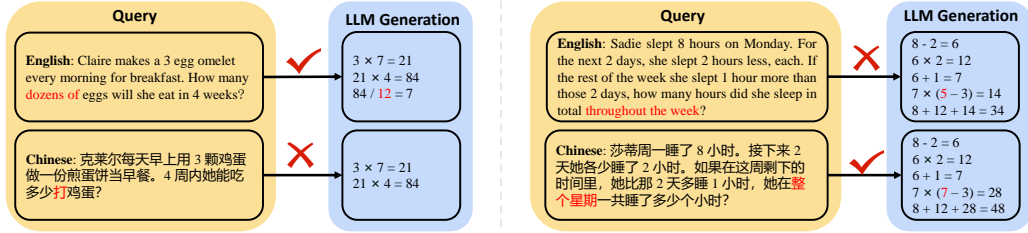


Figure 1: Examples of multilingual mathematical reasoning from the MGSM dataset. LLM can generate correct and incorrect answers when asked in different languages.

LLM [Shi et al., 2023]. Both strategies try to use the translation model to help LLMs master new capabilities, but the insufficient translation quality constrains the performance of these methods.

Moreover, certain capabilities, such as reasoning and language understanding, are built-in in LLMs and should be utilized without the need to develop them from scratch. For the reasoning capabilities, as illustrated in Figure 1, regardless of the language in which the same mathematical question is posed, the correct reasoning process remains consistent. It shows that the reasoning capabilities is universal rather than language-specific [Brannon, 2005]. For language understanding capabilities, while the Chinese question in the first example of Figure 1 may cause a reasoning error by failing in understanding the English-origin term "dozen of", the LLM successfully differentiated between "the week" and "the weekdays" in the Chinese question, contrasting with the failure of the English question in the second example. It shows that although the proficiency may not match that of English, expressions in non-English languages remain valuable to LLMs.

Considering that the built-in reasoning and language understanding capabilities of LLMs need to be better utilized, in this paper, we propose a new method **MindMerger**, which preserves the minds of reasoning and language understanding capabilities in LLMs, and merges the external language understanding capabilities from pre-trained multilingual models to boost the multilingual reasoning effects. To address the challenge of insufficient generation quality of external models, MindMerger feeds the LLM the undecoded query representation from the multilingual model rather than text. Additionally, it uses an augmentation strategy that combines the encoded query representation with the input of LLM to utilize both external and built-in language understanding capabilities.

Given the inconsistency in the representation space, understanding the query representation encoded by multilingual model is not trivial for LLMs. To address this, we propose a two-stage training scheme including the **mapping stage** and the **augmentation stage**. In the mapping stage, we train MindMerger to embed the language capabilities of the multilingual model into the LLM by using accessible general bilingual pairs such as translation data. In the augmentation stage, MindMerger is further trained to collaboratively utilize the built-in capabilities of LLM and the embedded external language capabilities by using query translation task data generated from translation model. Throughout the two stages, only a small number of parameters that connect two models are trained, while both the multilingual model and the LLM are frozen to prevent their built-in capabilities from forgetting.

Extensive experiments are conducted on three multilingual reasoning datasets and a language understanding dataset. Taking on the MGSM dataset [Shi et al., 2023] as an example, MindMerger outperforms all baselines and achieves a lead of at least 6.7% on the average accuracy across all languages, and its performance in low-resource languages is even more significant leading by at least 8.0% (§ 4.3). Compared with the replacement-based method that translates non-English text into English as the LLM input, MindMerger can lead by at least 6.6% in average accuracy based on the same translation model (§ 5.1). Benefiting from the accessible general bilingual pairs used in the mapping stage, the average accuracy across low-resource languages increased by 14.9% (§ 5.2).

Our contributions can be summarized as follows:

- We propose a new method MindMerger to boost the multilingual reasoning of LLMs, which preserves the built-in reasoning and language understanding capabilities of LLMs while augmenting them with the external language understanding capabilities from multilingual models.
- We propose a two-stage training scheme to help MindMerger sequentially learn to embed external capabilities and collaboratively utilize internal and external capabilities.

- MindMerger achieves the best results on four dataset about multilingual reasoning or understanding datasets, notably improving all languages, including low-resource languages, with an average accuracy increase of at least 6.7% and 8.0% on the MGSM datasets.

2 Related Work

Multilingual Reasoning. There have been some attempts to improve LLM’s performance on multilingual reasoning. Several works design crafted prompts to assist LLMs in reasoning [Huang et al., 2023, Qin et al., 2023], but their effectiveness diminishes when used with open-source LLMs like Llama [Touvron et al., 2023] due to limited capacity for multi-step instruction-following [Huang et al., 2023]. Supervised fine-tuning LLMs is another effective way, where some works use translation models to translate query-response [Chen et al., 2023], or query-only [Zhu et al., 2024] to build multilingual task datasets, enabling LLMs to relearn reasoning or language understanding. Some other works utilize external models to generate English text [Shi et al., 2023] to replace the non-English input of LLMs, aiming to utilize the reasoning capabilities of LLMs directly. However, the above methods are limited by the generation quality of the translation model, and the built-in reasoning or language understanding capabilities of LLM are neglected. In contrast, MindMerger avoid the loss introduced by autoregressive decoding and employs an augmentation-based strategy that utilizes the built-in capabilities of LLMs to enhance multilingual reasoning performance.

Model Merging. Model Merging is a popular topic in recent LLM research. Generally, it aims to combine an external module to strengthen the capabilities that LLM lacks, such as multi-modal vision capabilities [Liu et al., 2023, Li et al., 2023, Zhu et al., 2023]. Some works [Sun et al., 2021, Bansal et al., 2024] find that interpolating models with multilingual capabilities using cross-attention can improve the performance of multilingual tasks, but research on merging multilingual models and LLMs with English reasoning capabilities is still scarce. Recently, Yoon et al. [2024] merge the encoder of multilingual model and the LLM to improve the multilingual reasoning performance. However, the input of LLMs is completely replaced by the output of a multilingual encoder, making its built-in multilingual capabilities underutilized. In addition, only using English task data for training limits the performance of model merging. Instead of replacing the input of LLMs, we collaboratively utilize the features of the multilingual model and use the available general bilingual pair to train to obtain multilingual reasoning capabilities.

3 Approach

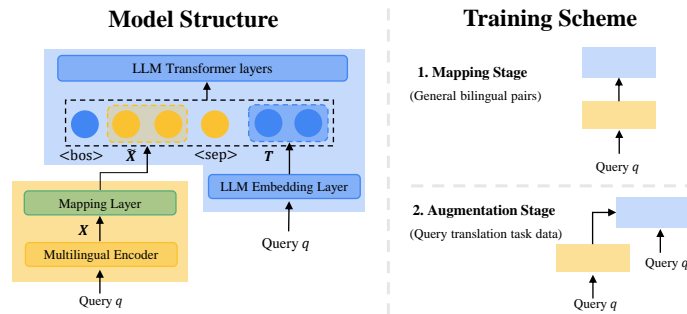


Figure 2: Overview of the model structure and training scheme of MindMerger, which consists of an LLM (blue) and a external model (yellow) and is trained by a two-stage scheme.

Given an LLM with skilled reasoning capabilities and useful language understanding capabilities, our target is to maintain the built-in capabilities and compensate for its shortcomings in non-English language understanding capabilities with an external multilingual model. To this end, as shown in Figure 2, we propose MindMerger that uses the output of the multilingual model as an augmentation complementing to the original input (§ 3.1). We further design a two-stage training scheme to learn the collaborative utilizing both the external and built-in capabilities (§ 3.2).

3.1 Model Structure

Given a query q with l tokens, we first utilize the multilingual model to understand and encode it into a representation \mathbf{X} that is more general and reduces the challenge of multilingual understanding:

$$\mathbf{X} = \text{Encoder}(q), \quad (1)$$

where $\text{Encoder}(\cdot)$ is a pre-trained multilingual model, typically using its encoder part, and $\mathbf{X} \in \mathbb{R}^{l \times d_1}$ is the hidden state output of the multilingual model with a dimension of d_1 .

The representation \mathbf{X} resides in the multilingual model space, which is separate from the LLM space and cannot be used directly. Therefore, we introduce a mapping layer:

$$\widetilde{\mathbf{X}} = \text{Mapping}(\mathbf{X}), \quad (2)$$

where $\widetilde{\mathbf{X}} \in \mathbb{R}^{l \times d_2}$ is the projection of \mathbf{X} on the space of LLM. Unless otherwise stated, the implementation of $\text{Mapping}(\cdot)$ is a two-layer multi-layer perceptron (MLP).

The acquisition of \mathbf{X} utilizes the language understanding capabilities of the external multilingual model. In order to take advantage of the built-in capabilities of the LLM, we prompt it directly:

$$\mathbf{T} = \text{Embedding}(q), \quad (3)$$

where $\mathbf{T} \in \mathbb{R}^{l \times d_2}$ is the representation of query q in the space of LLM and $\text{Embedding}(\cdot)$ is the embedding layer of LLM.

Then, we concatenate the query representation from the multilingual model and the LLM for the collaborative utilizing of LLM’s capabilities:

$$(\widetilde{\mathbf{X}}, \mathbf{T}) = [\langle \text{bos} \rangle; \widetilde{\mathbf{X}}; \langle \text{sep} \rangle; \mathbf{T}], \quad (4)$$

where $\langle \text{bos} \rangle \in \mathbb{R}^{d_2}$ is the representation of the start token of LLM and $\langle \text{sep} \rangle \in \mathbb{R}^{d_2}$ is a trainable variable that denotes the boundary of $\widetilde{\mathbf{X}}$. Finally, $(\widetilde{\mathbf{X}}, \mathbf{T})$ is fed to LLM to generate the response.

3.2 Two-Stage Training

The training scheme of MindMerger is divided into two stages: mapping stage and augmentation stage. The former helps LLM learn to use the capabilities of multilingual model, and the latter helps LLM collaboratively utilize its own and the capabilities from multilingual model. Examples of training data for each stage are shown in Appendix D.

Mapping Stage. Given the representation spaces between multilingual model and LLM are distant different, it is not trivial for LLM to understand and utilize the external capabilities provided by multilingual model. In order to better learn to utilize external capabilities, we force MindMerger to focus on input from the multilingual model using the replacement-based strategy during this stage. Specifically, we simplify the input of Equation (4) as follows:

$$\widetilde{\mathbf{M}} = [\langle \text{bos} \rangle; \widetilde{\mathbf{X}}; \langle \text{sep} \rangle]. \quad (5)$$

Since general bilingual pairs such as translation data is in vast availability, we use it from various languages to English to train MindMerger in this stage. The loss function is outlined as follows:

$$-\arg \min_{\sigma} \log \mathcal{P}(Y | \widetilde{\mathbf{M}}, \theta, \phi, \sigma), \quad (6)$$

where Y is the text of training target, θ and ϕ are the parameters of the multilingual model and LLM respectively, which are frozen during the training to prevent forgetting, and σ contains the trainable parameters of the mapping layer in Equation (2) and the boundary token $\langle \text{sep} \rangle$.

Augmentation Stage. Although MindMerger have learned to utilize external capabilities in the mapping stage, the replacement-based strategy may cause LLM to neglect the use of its own built-in capabilities. To help MindMerger further learn to merge capabilities from external and built-in LLM, in this stage we use the augmentation-based strategy as described in the Equation (4). The loss function is calculated as follows:

$$-\arg \min_{\hat{\sigma}} \log \mathcal{P}(Y | (\widetilde{\mathbf{X}}, \mathbf{T}), \theta, \phi, \hat{\sigma}), \quad (7)$$

where $\hat{\sigma}$ is initiated from the checkpoint of σ trained at the mapping stage, and the parameters of the multilingual model and LLM represented as θ and ϕ , respectively, are kept constant during training. In this stage, the query translation task data generated from public translation models is used as the training data to adapt MindMerger to downstream task.

4 Experiments

4.1 Compared Methods

Our Methods. Two variants of MindMerger were implemented. (1) The implementation described in § 3.1 is denoted as **MindMerger-Soft**. (2) **MindMerger-Hard** augments the prompts of LLM with the translated query given by the translation model (Appendix D for the details of prompts).

Baselines. We compared our methods with three categories of baselines. (1) One basic method **MonoReason** [Yu et al., 2023, Zhu et al., 2024] which is fine-tuned on the English task dataset. (2) Three relearning-based methods that use task data with query translation, including the full-parameter fine-tuning model **MultiReason-Full** [Zhu et al., 2024], parameter-efficient fine-tuning model **MultiReason-Lora** [Hu et al., 2022], and the state-of-the-art method **QAlign** [Zhu et al., 2024] which first learns language understanding by training LLM on query translation data and then further fine-tunes LLM as MonoReason. (3) Two replacement-based methods that introduce external models, including **Translate-En** [Shi et al., 2023] and **LangBridge** [Yoon et al., 2024]. Translate-En is a hard replacement-based which translates the query into English to replace the prompt of LLM. LangBridge is a soft replacement-based method which replaces the input of LLMs with the hidden states output by mT5-xl [Xue et al., 2021]. The prompts of each baselines are presented in Appendix D.

Details. Unless otherwise stated, we used the encoder part of mT5-xl [Xue et al., 2021] as the multilingual model in our methods, used the NLLB200-3.3B as the translation model for baselines, and used the Llama 2-7B as the LLM for all methods. The influence of different multilingual models including encoder-only, decoder-only and encoder-decoder architectures will be analyzed in § 5.1. Both MindMerger and all the baselines, except QAlign, are based on the same MonoReason model. Additionally, MonoReason and QAlign are trained based on the same LLM. Specifically, we used the publicly available checkpoint given by Yu et al. [2023] as MonoReason model for mathematical reasoning task. For all models, we set learning rate=2e-5, batch size=128, max length=512, and epoch=3 and used 8 NVIDIA A100 GPUs for training.

4.2 Datasets

Evaluation Datasets. We experimented MindMerger with the latest multilingual mathematical reasoning **MGSM** [Shi et al., 2023] and **MSVAMP** [Chen et al., 2023], where MSVAMP serves as an out-of-domain test set. In order to evaluate the diverse multilingual reasoning capabilities of the models, a challenging multilingual dataset **X-CSQA** [Lin et al., 2021] in commonsense reasoning task and a language understanding dataset **XNLI** [Conneau et al., 2018] in natural language inference (NLI) task were used. The statistics of these datasets are presented in Appendix D.

Training Datasets. Three categories of training data were used in our methods and baselines. (1) **General bilingual pairs.** We used the translation data from the multilingual language to English and randomly sampled 100K of data for each language (except English) from the Lego-MT [Yuan et al., 2023b] dataset, which is a large-scale translation dataset that contains all the languages that involved in our experiments. (2) **English task data.** We used MetaMathQA [Yu et al., 2023] and MultiNLI [Williams et al., 2018] datasets for mathematical reasoning and NLI task, respectively. Similar to Huang et al. [2022], we unified the training set of X-CSQA, OpenBookQA [Mihaylov et al., 2018], ARC [Bhakhavatsalam et al., 2021] and QASC [Khot et al., 2020] to train commonsense reasoning task more fully. (3) **Query translation task data.** We used the translated results given by Chen et al. [2023] and the official dev set of XNLI for mathematical reasoning and the NLI task, respectively, and translated the X-CSQA training set based on M2M100-1.2B [Fan et al., 2021].

4.3 Experimental Results

MindMerger improves LLM performance on all datasets, especially benefiting low-resource languages. MindMerger-Soft has an average accuracy better than all other baselines at least 6.7%, 3.2% on the MGSM and MSVAMP datasets in Table 1, demonstrating its remarkable multilingual reasoning capabilities. For the commonsense reasoning task in Table 2, MindMerger-Soft also significantly leads all baselines by at least 4.1%. In Table 3, MindMerger-Soft demonstrates advantages in language understanding, which significantly outperformed all the baselines (with p-value < 0.01). MindMerger-Hard achieves the best results except MindMerger-Soft on three out of four datasets, demonstrating the advantages of augmentation-based methods over other categories of methods.

Table 1: Experimental results on MGSM and MSVAMP datasets. Lrl., Hrl., and Avg. represent the average accuracy across low-resource languages, high-resource languages, and all languages, respectively. Referring to Shi et al. [2023], we regard Bn, Th, and Sw as low-resource languages, and regard the remaining languages as high-resource languages. We used the checkpoints given by Yu et al. [2023] as the MonoReason models.

MGSM	Bn	Th	Sw	Ja	Zh	De	Fr	Ru	Es	En	Lrl.	Hrl.	Avg.
MonoReason [Yu et al., 2023, Zhu et al., 2024]	6.8	7.2	6.8	36.4	38.4	55.2	54.4	52.0	57.2	68.8	6.9	51.8	38.3
MultiReason-Lora [Hu et al., 2022]	29.6	35.2	28.0	52.0	54.8	59.6	58.4	62.4	59.6	64.8	30.9	58.8	50.4
MultiReason-Full [Zhu et al., 2024]	33.2	40.0	42.0	42.0	42.0	45.2	44.8	45.2	48.0	52.0	38.4	45.6	43.4
QAlign [Zhu et al., 2024]	32.4	39.6	40.4	44.0	48.4	54.8	56.8	52.4	59.6	68.0	37.5	54.9	49.6
LangBridge [Yoon et al., 2024]	42.8	50.4	43.2	40.0	45.2	56.4	50.8	52.4	58.0	63.2	45.5	52.3	50.2
Translate-En [Shi et al., 2023]	48.4	37.6	37.6	49.2	46.8	60.4	56.4	47.6	59.6	65.5	41.2	55.1	50.6
MindMerger-Hard	46.0	36.0	48.4	52.4	54.4	60.4	56.0	60.4	62.0	71.2	43.5	59.5	54.7
MindMerger-Soft	50.4	52.8	57.2	54.4	53.6	61.2	57.6	60.8	58.4	66.8	53.5	59.0	57.3

MSVAMP	Bn	Th	Sw	Ja	Zh	De	Fr	Ru	Es	En	Lrl.	Hrl.	Avg.
MonoReason [Yu et al., 2023, Zhu et al., 2024]	12.5	15.8	17.2	54.0	55.9	63.9	65.2	58.1	64.3	67.1	15.2	61.2	47.4
MultiReason-Lora [Hu et al., 2022]	39.4	43.8	39.1	55.2	55.1	60.4	59.1	56.8	60.6	64.2	40.8	58.8	53.4
MultiReason-Full [Zhu et al., 2024]	34.8	38.1	39.8	43.4	42.9	45.6	45.8	45.0	46.1	46.8	37.6	45.1	42.8
QAlign [Zhu et al., 2024]	41.7	47.7	54.8	58.0	55.7	62.8	63.2	61.1	63.3	65.3	48.1	61.3	57.2
LangBridge [Yoon et al., 2024]	46.8	46.3	42.1	45.5	50.4	58.1	57.0	55.8	56.9	60.6	45.1	54.9	52.0
Translate-En [Shi et al., 2023]	47.9	51.3	43.1	50.4	55.8	43.9	50.9	53.4	51.4	60.6	47.4	52.3	50.9
MindMerger-Hard	43.6	46.7	50.6	61.4	60.6	65.9	65.6	62.1	65.0	67.8	47.0	64.1	58.9
MindMerger-Soft	52.0	53.4	54.0	59.0	61.7	64.1	64.0	63.3	65.0	67.7	53.1	63.5	60.4

MindMerger-Soft stands out notably in enhancing the reasoning capabilities of low-resource languages. Compared to all baselines, it delivers an average accuracy improvement of at least 8.0% and 5.0% across low-resource languages on the MGSM, MSVAMP datasets.

Utilizing the built-in reasoning capabilities of the LLM rather than relearning for non-English is a more effective way to boost multilingual reasoning capabilities. It is not easy for relearning-based methods to improve the performance of high-resource and low-resource languages simultaneously. For instance, MultiReason-Full improves its performance in low-resource languages from an average of 6.9% to 38.4% on the MGSM dataset, but its performance in high-resource languages declines from an average of 51.8% to 45.6%. Compared with the three relearning-based baselines, MindMerger-Soft achieves a lead on both low-resource and high-resource languages and outperforms them by at least 6.9% on the MGSM datasets for the average accuracy across all languages.

Utilizing the built-in language understanding capabilities of LLM rather than replacing them boosts multilingual reasoning capabilities more significantly. Comparing Translate-En and MindMerger-Hard which are completely consistent except for the input strategy, the augmentation-based MindMerger-Hard has a higher average accuracy than the replacement-based Translate-En of 4.4% and 11.8% across high-resource languages in the MGSM and MSVAMP datasets respectively, showing that non-English input can help LLM enhance query understanding. Although the understanding capabilities of LLM in low-resource languages are limited, MindMerger-Hard still leads Translate-En by 2.3% on the MSGM dataset. Larger boost comes from MindMerger-Soft, which leads all replacement-based methods with an average accuracy of at least 6.7% across all languages.

Table 2: Results on the X-CSQA dataset. Avg. represents the average accuracy across all languages.

X-CSQA	Sw	Ur	Hi	Ar	Vi	Ja	Pl	Zh	Nl	Ru	It	De	Pt	Fr	Es	En	Avg.
MonoReason [Yu et al., 2023, Zhu et al., 2024]	24.2	25.1	32.9	32.3	50.9	49.1	50.6	56.5	57.5	56.0	61.2	61.7	63.5	64.0	76.3	51.3	
MultiReason-Lora [Hu et al., 2022]	25.1	32.0	39.2	42.2	56.6	55.9	60.6	62.2	61.3	62.8	66.3	64.9	66.2	67.4	67.7	79.3	56.9
MultiReason-Full [Zhu et al., 2024]	27.6	29.2	32.0	28.7	38.8	38.7	45.5	43.8	45.9	46.5	50.2	49.1	51.2	52.1	54.3	67.2	43.8
QAlign [Zhu et al., 2024]	35.1	32.6	37.8	36.3	50.5	49.2	51.3	54.8	56.3	56.3	58.3	58.8	59.8	60.3	63.1	75.7	52.3
LangBridge [Yoon et al., 2024]	31.8	30.5	30.6	30.6	33.3	33.9	39.8	39.8	38.4	35.1	39.1	37.4	36.3	38.2	38.4	44.4	36.1
Translate-En [Shi et al., 2023]	36.5	41.3	48.4	44.6	51.8	47.1	53.3	51.5	55.0	54.4	56.3	57.3	54.7	57.2	55.5	71.3	52.3
MindMerger-Hard	33.1	29.9	40.4	37.7	52.9	49.9	54.7	55.4	58.0	58.0	59.7	58.6	61.9	62.5	63.6	75.2	53.1
MindMerger-Soft	45.5	46.2	48.4	51.4	60.6	53.9	63.3	62.9	63.8	63.7	66.8	67.0	67.1	68.1	69.1	78.1	61.0

5 Analysis

5.1 The Usage of Multilingual Model

MindMerger can flexibly interpolate among various multilingual models. We experimented with a wide variety of multilingual models, including decoder-only models mGPT [Shliachko et al., 2022], encoder-only models mBERT [Devlin et al., 2018] and XLM-RoBERTa-large [Conneau et al., 2019],

Table 3: Results on the XNLI dataset. Avg. represents the average accuracy across all languages.

XNLI	Sw	Ur	Hi	Th	Ar	Tr	El	Vi	Zh	Ru	Bg	De	Fr	Es	En	Avg.
MonoReason [Yu et al., 2023, Zhu et al., 2024]	45.9	49.2	55.7	55.4	60.9	61.9	63.7	73.7	74.7	77.6	76.7	80.6	82.2	82.8	90.0	68.7
MultiReason-Lora Hu et al. [2022]	45.9	49.3	56.4	55.7	60.9	61.9	64.7	73.7	74.7	76.7	76.7	80.6	82.2	82.8	90.0	68.9
MultiReason-Full [Zhu et al., 2024]	56.3	57.5	61.7	60.1	61.7	65.6	67.0	73.7	79.1	79.7	78.7	82.3	82.9	83.9	88.8	71.9
QAlign [Zhu et al., 2024]	65.2	62.2	63.3	65.2	67.0	67.9	66.5	73.7	76.6	79.2	79.4	80.9	83.1	83.8	89.1	73.5
LangBridge [Yoon et al., 2024]	71.7	66.9	71.1	72.4	75.2	74.8	79.1	78.5	77.4	77.4	79.6	78.8	79.9	80.5	83.4	76.5
Translate-En [Shi et al., 2023]	65.3	61.6	68.7	69.5	68.9	74.5	79.3	76.7	74.8	76.0	80.8	80.6	80.4	81.4	87.4	75.1
MindMerger-Hard	65.7	56.4	58.3	64.1	63.6	70.0	62.2	56.6	61.8	58.1	61.7	64.2	61.2	63.3	80.8	63.2
MindMerger-Soft	66.6	69.4	74.7	71.8	76.2	75.7	78.5	80.3	80.0	80.7	82.4	83.5	83.9	84.4	88.7	78.4

Table 4: Merging with different multilingual models on the MGSM dataset. # Parm represents the number of parameters of the used external model. Lrl., Hrl., and Avg. represent the average accuracy across low-resource languages, high-resource languages, and all languages, respectively. Referring to Shi et al. [2023], we regard Bn, Th, and Sw as low-resource languages, and regard the remaining languages as high-resource languages.

MGSM	# Parm	Bn	Th	Sw	Ja	Zh	De	Fr	Ru	Es	En	Lrl.	Hrl.	Avg.
Translate-En														
M2M100-418M	484 M	30.0	38.0	38.8	31.6	50.8	52.0	50.0	42.4	54.0	65.5	35.6	49.5	44.7
M2M100-1.2B	1,239 M	42.4	34.0	49.6	40.8	42.8	55.2	50.4	49.2	46.8	65.5	42.0	50.1	47.1
NLLB-200-1.3B	1,371 M	46.0	32.0	40.4	47.2	45.6	55.2	51.2	46.0	55.2	65.5	39.5	52.3	47.9
NLLB-200-3.3B	3,345 M	48.4	37.6	37.6	49.2	46.8	60.4	56.4	47.6	59.6	65.5	41.2	55.1	50.6
MindMerger-Hard														
M2M100-418M	484 M	39.6	28.0	36.4	49.2	48.8	60.0	56.4	55.6	58.4	64.8	34.7	56.2	49.7
M2M100-1.2B	1,239 M	40.0	36.0	47.6	52.4	50.8	58.0	56.4	60.8	61.2	66.8	41.2	58.1	53.0
NLLB-200-1.3B	1,371 M	44.0	30.0	42.8	48.0	53.6	61.6	56.4	54.8	63.6	70.8	38.9	58.4	52.6
NLLB-200-3.3B	3,345 M	46.0	36.0	48.4	52.4	54.4	60.4	56.0	60.4	62.0	71.2	43.5	59.5	54.7
MindMerger-Soft														
mGPT	1,418 M	19.6	20.4	15.6	42.8	48.0	59.2	59.6	54.0	61.2	64.0	18.5	55.5	44.4
mBERT	178 M	30.8	37.6	46.8	50.0	48.8	55.6	52.4	59.6	60.8	66.4	38.4	56.2	50.9
XLM-RoBERTa-large	560 M	44.0	52.4	50.4	52.4	54.0	60.8	58.4	56.8	56.8	66.4	48.9	57.9	55.2
M2M100-418M	282 M	49.2	52.8	46.0	48.8	52.4	59.6	58.0	59.2	60.8	65.6	49.3	57.8	55.2
M2M100-1.2B	635 M	49.6	52.4	53.2	52.8	54.4	60.0	56.4	60.0	58.0	66.0	51.7	58.2	56.3
NLLB-200-1.3B	766 M	45.6	47.6	57.6	54.4	52.4	57.2	57.2	60.8	60.8	66.8	50.3	58.5	56.2
NLLB-200-3.3B	1,733 M	52.4	51.6	53.6	52.8	53.2	60.4	60.0	60.4	60.4	67.6	52.5	59.3	57.2
mT5-large	564 M	40.4	47.2	53.6	47.6	51.6	59.2	55.2	57.6	56.8	66.4	47.1	56.3	53.6
mT5-xl	1,670 M	50.4	52.8	57.2	54.4	53.6	61.2	57.6	60.8	58.4	66.8	53.5	59.0	57.3

and the encoder part of encoder-decoder models M2M100 [Fan et al., 2021], NLLB-200 [Costa-jussà et al., 2022] and mT5 [Xue et al., 2021]. The experimental results in Table 4 show that the encoder part of the encoder-decoder model and the encoder-only model are more suitable interpolate into MindMerger-Soft than the decoder-only model, which can achieve better performance than mGPT with a smaller number of parameters. M2M100 is the most cost-effective model, reaching or even exceeding the performance of XLM-RoBERTa-large and mT5-large while using only half of the parameters of XLM-RoBERTa-large and mT5-large.

Our augmentation-based strategy outperforms the translate-then-replace strategy. Comparing Translate-En and MindMerger-Hard which only differ in input strategy, augmentation-based MindMerger-Hard, based on the same translation model, consistently exceeds Translate-En by 5.0%, 5.9%, 4.7%, and 4.1% in the average accuracy. MindMerger-Soft further expands its lead with an increment of the average accuracy by at least 6.6% based on the same translation model.

MindMerger-Soft is a better utilization of existing multilingual model. As shown in Table 4, the performance of MindMerger-Soft consistently exceeds MindMerger-Hard under the same multilingual model with increases of average accuracy of 5.5% and 3.3% on two versions of M2M100, and 3.6% and 2.5% on two versions of NLLB-200. Although only the encoder part of the multilingual model is used, MindMerger-Soft merges LLM with a dense representation rather than decoded text based on sparse bag-of-words, enhancing the effectiveness of utilizing multilingual model.

A more powerful multilingual model can better enhance the multilingual capabilities. We compared the different sizes of each encoder-decoder models and consistently observed that the larger version outperformed the smaller one in Table 4. With the help of the larger model size, the average accuracy is improved to 1.1%, 1.0%, and 3.7% on M2M100, NLLB-200, and mT5, respectively. The improvement in low-resource languages is even more obvious with an average increase in accuracy of 1.1%, 1.0% and 3.7% in M2M100, NLLB-200, and mT5, respectively. This underscores the greater imperative to enhance language understanding in low-resource languages.

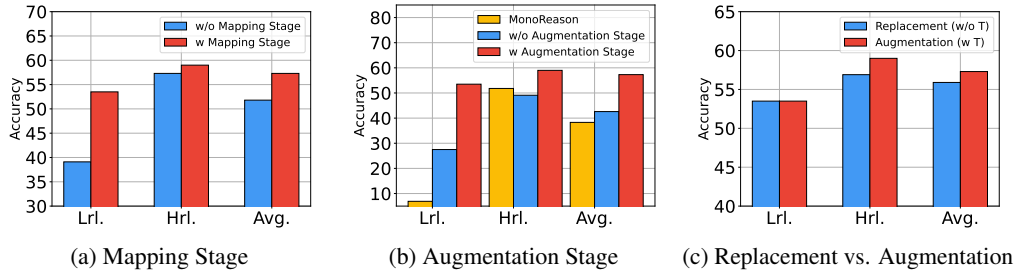


Figure 3: Ablation experiments of MindMerger-Soft on the MGSM dataset. Lrl., Hrl., and Avg. represent the average accuracy across low-resource languages, high-resource languages, and all languages, respectively. Referring to Shi et al. [2023], we regard Bn, Th, and Sw as low-resource languages, and regard the remaining languages as high-resource languages.

5.2 Ablation Studies

Mapping Stage. In Figure 3a, we ablated the mapping stage to observe its necessity. A significant drop in the performance of low-resource languages can be observed when ablating the mapping stage, which shows that the accessible general bilingual pairs are beneficial to help MindMerger-Soft understand the low-resource language information that exists in the multilingual model representation space. More detailed are reported in Appendix B.1.

Augmentation Stage. In Figure 3b, we ablated the augmentation stage to observe its necessity. It can be observed that after ablating the augmentation stage, even without using any task-related data, MindMerger-Soft can still outperform MonoReason on low-resource languages, which demonstrates the generalization of MindMerger-Soft that benefits from using accessible general bilingual pairs in the mapping stage. Furthermore, when the augmentation stage is added, MindMerger-Soft exhibits a significant improvement, demonstrating its effectiveness in learning the utilization of both external and built-in capabilities. More detailed are reported in Appendix B.2.

Replacement vs. Augmentation. MindMerger uses the representation X outputted by multilingual model to augment the LLM’s original representation T rather than replace it to better utilize the built-in capabilities of LLMs. To verify the advantages of the augmentation-based strategy, we removed T to make MindMerger-Soft a replacement-based method. As shown in Figure 3c. although with exactly the same training data and process, the performance of the replacement-based MindMerger-Soft drops significantly, indicating that it is valuable to use the built-in capabilities of LLM to understand the original input. More detailed are reported in Appendix B.3.

Table 5: Results on the MGSM dataset based on MetaMath-Llama-13B and MetaMath-Mistral-7B. Lrl., Hrl., and Avg. represent the average accuracy across low-resource languages, high-resource languages, and all languages, respectively. Referring to Shi et al. [2023], we regard Bn, Th, and Sw as low-resource languages, and regard the remaining languages as high-resource languages.

MetaMath-Llama-13B	Bn	Th	Sw	Ja	Zh	De	Fr	Ru	Es	En	Lrl.	Hrl.	Avg.
MonoReason [Yu et al., 2023, Zhu et al., 2024]	12.0	8.8	6.4	48.0	56.0	64.0	63.6	62.0	67.2	70.8	9.1	61.7	45.9
MultiReason-Lora [Hu et al., 2022]	44.0	49.2	40.8	58.0	61.2	64.0	64.4	64.8	67.6	68.4	44.7	64.1	58.2
MultiReason-Full [Zhu et al., 2024]	44.8	51.6	50.8	58.0	61.6	64.8	59.2	60.8	67.6	66.4	49.1	62.6	58.6
QAlign [Zhu et al., 2024]	38.4	49.6	46.0	52.4	59.2	62.0	62.4	64.4	67.2	69.2	44.7	62.4	57.1
LangBridge [Yoon et al., 2024]	39.2	42.8	42.0	33.6	42.0	55.2	54.8	58.8	60.8	65.2	41.3	52.9	49.4
Translate-En [Shi et al., 2023]	34.8	54.0	44.4	44.4	58.0	53.6	54.0	45.6	62.4	70.8	44.4	55.5	52.2
MindMerger-Hard	48.0	38.4	53.6	51.6	52.8	66.8	61.6	60.8	68.4	67.6	46.7	61.4	57.0
MindMerger-Soft	55.2	59.6	56.4	60.0	60.4	65.2	63.6	68.0	69.6	68.8	57.1	65.1	62.7
MetaMath-Mistral-7B	Bn	Th	Sw	Ja	Zh	De	Fr	Ru	Es	En	Lrl.	Hrl.	Avg.
MonoReason [Yu et al., 2023, Zhu et al., 2024]	38.4	34.8	16.8	50.8	57.2	70.4	70.8	67.2	71.2	78.0	30.0	66.5	55.6
MultiReason-Lora [Hu et al., 2022]	46.8	51.2	39.6	54.4	62.4	72.0	66.0	68.4	70.0	76.0	45.9	67.0	60.7
MultiReason-Full [Zhu et al., 2024]	18.4	26.4	26.8	30.8	28.8	32.4	34.8	32.0	38.0	39.6	23.9	33.8	30.8
QAlign [Zhu et al., 2024]	45.6	51.2	55.2	49.4	57.2	59.2	59.8	60.2	63.6	65.8	50.7	59.3	56.7
LangBridge [Yoon et al., 2024]	50.0	60.0	47.2	58.4	65.6	68.4	68.8	68.4	65.6	65.6	52.4	65.8	61.8
Translate-En [Shi et al., 2023]	54.6	58.7	47.7	57.2	63.1	50.4	56.7	64.9	58.6	69.7	53.7	60.1	58.2
MindMerger-Hard	52.4	48.4	57.6	62.4	60.0	66.4	66.8	69.6	71.6	76.4	52.8	67.6	63.2
MindMerger-Soft	57.6	59.6	53.2	57.2	68.8	69.2	69.6	68.4	71.6	79.2	56.8	69.1	65.4

5.3 Merging with Different LLMs

MindMerger can be flexibly integrated with different LLMs. To verify this, we conducted experiments on a different type of LLM, MetaMath-Mistral-7B [Jiang et al., 2023a, Yu et al., 2023], and a larger size, MetaMath-Llama-13B [Touvron et al., 2023, Yu et al., 2023]. The experimental results are shown in Table 5, MindMerger-Soft has achieved superior performance across various baselines. The average accuracy of MindMerger-Soft on the MetaMath-Llama-13B and MetaMath-Mistral-7B versions is at least 4.1% and 4.7% higher than all baselines, respectively, demonstrating the potential of extending MindMerger to a wider range of LLMs.

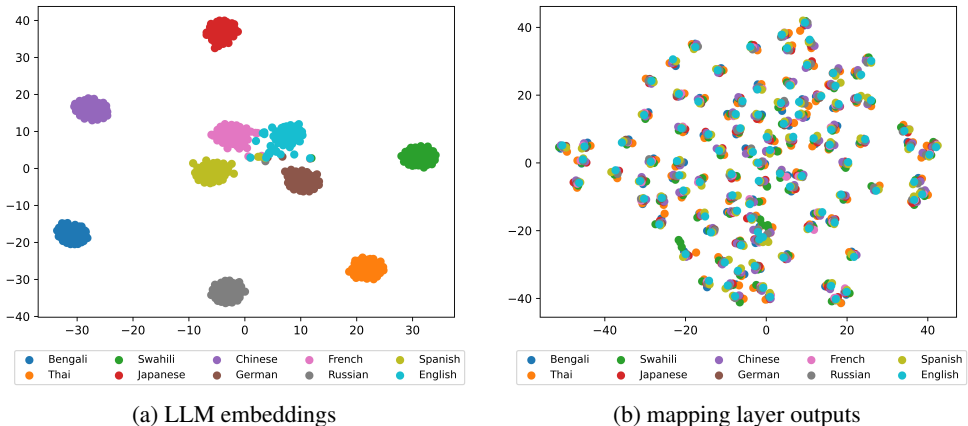


Figure 4: T-SNE visualization in the spaces of the LLM embeddings and mapping layer outputs.

5.4 Representation Space Changes

For each language, we selected the same 100 texts from the Flores-101 [Fan et al., 2021] dataset, used the mean pooling operation to obtain the representation vectors of the LLM embedding and the hidden states output by and the mapping layer, and visualized it based on T-SNE [Van der Maaten and Hinton, 2008]. As shown in Figure 4, the representation spaces of non-English on the LLM embedding are independent and away from English, especially in low-resource languages, which leads to understanding challenges for non-English and the inability to use built-in reasoning capabilities. By contrast, as shown in Figure 4b, the representations of all languages outputted by the mapping layer almost overlap with English, which reduces the difficulty for LLM to understand non-English languages and enables various languages to utilize the built-in reasoning capabilities.

5.5 Supplementary Experiments

We experimented with several supplementary experiments, including the influence of training dataset size used in augmentation stage (Appendix A.1), the selection of mapping layers structure (Appendix A.2), the usage of encoder-decoder model in MindMerger-Soft (Appendix A.3), the quantitative analysis on representation space changes (Appendix A.4), and the translation performance of MindMerger-Soft after mapping stage (Appendix A.5).

6 Conclusion

This paper explores a way to more fully utilize the built-in capabilities of LLMs to improve multilingual reasoning effects. We proposed MindMerger to merge the expert multilingual capabilities in the multilingual model with the skilled reasoning and not very proficient but useful multilingual capabilities in the LLM. Through more fully utilizing the potential of LLM and more effective fusion of multilingual models, the performance of MindMerger exceeds all baselines on three reasoning datasets and a language understanding dataset. In the future, we will explore the possibility of MindMerger empowering more professional skills besides reasoning, such as code generation.

Acknowledgement

This work is partially supported by the National Key R&D Program of China (NO.2022ZD0160100).

References

- Janice Ahn, Rishu Verma, Renze Lou, Di Liu, Rui Zhang, and Wenpeng Yin. Large language models for mathematical reasoning: Progresses and challenges. In Neele Falk, Sara Papi, and Mike Zhang, editors, *Proceedings of the 18th Conference of the European Chapter of the Association for Computational Linguistics, EACL 2024: Student Research Workshop, St. Julian's, Malta, March 21-22, 2024*, pages 225–237. Association for Computational Linguistics, 2024. URL <https://aclanthology.org/2024.eacl-srw.17>.
- Shervin Minaee, Tomás Mikolov, Narjes Nikzad, Meysam Chenaghlu, Richard Socher, Xavier Amatriain, and Jianfeng Gao. Large language models: A survey. *CoRR*, abs/2402.06196, 2024. doi: 10.48550/ARXIV.2402.06196. URL <https://doi.org/10.48550/arXiv.2402.06196>.
- Long Ouyang, Jeffrey Wu, Xu Jiang, Diogo Almeida, Carroll L. Wainwright, Pamela Mishkin, Chong Zhang, Sandhini Agarwal, Katarina Slama, Alex Ray, John Schulman, Jacob Hilton, Fraser Kelton, Luke Miller, Maddie Simens, Amanda Askell, Peter Welinder, Paul F. Christiano, Jan Leike, and Ryan Lowe. Training language models to follow instructions with human feedback. In Sanmi Koyejo, S. Mohamed, A. Agarwal, Danielle Belgrave, K. Cho, and A. Oh, editors, *Advances in Neural Information Processing Systems 35: Annual Conference on Neural Information Processing Systems 2022, NeurIPS 2022, New Orleans, LA, USA, November 28 - December 9, 2022*, 2022. URL http://papers.nips.cc/paper_files/paper/2022/hash/b1efde53be364a73914f58805a001731-Abstract-Conference.html.
- Hugo Touvron, Louis Martin, Kevin Stone, Peter Albert, Amjad Almahairi, Yasmine Babaei, Nikolay Bashlykov, Soumya Batra, Prajjwal Bhargava, Shruti Bhosale, Dan Bikel, Lukas Blecher, Cristian Canton-Ferrer, Moya Chen, Guillem Cucurull, David Esiobu, Jude Fernandes, Jeremy Fu, Wenyin Fu, Brian Fuller, Cynthia Gao, Vedanuj Goswami, Naman Goyal, Anthony Hartshorn, Saghar Hosseini, Rui Hou, Hakan Inan, Marcin Kardas, Viktor Kerkez, Madian Khabsa, Isabel Kloumann, Artem Korenev, Punit Singh Koura, Marie-Anne Lachaux, Thibaut Lavril, Jenya Lee, Diana Liskovich, Yinghai Lu, Yuning Mao, Xavier Martinet, Todor Mihaylov, Pushkar Mishra, Igor Molybog, Yixin Nie, Andrew Poulton, Jeremy Reizenstein, Rashi Rungta, Kalyan Saladi, Alan Schelten, Ruan Silva, Eric Michael Smith, Ranjan Subramanian, Xiaoqing Ellen Tan, Binh Tang, Ross Taylor, Adina Williams, Jian Xiang Kuan, Puxin Xu, Zheng Yan, Iliyan Zarov, Yuchen Zhang, Angela Fan, Melanie Kambadur, Sharan Narang, Aurélien Rodriguez, Robert Stojnic, Sergey Edunov, and Thomas Scialom. Llama 2: Open foundation and fine-tuned chat models. *CoRR*, abs/2307.09288, 2023. doi: 10.48550/ARXIV.2307.09288. URL <https://doi.org/10.48550/arXiv.2307.09288>.
- Albert Q. Jiang, Alexandre Sablayrolles, Arthur Mensch, Chris Bamford, Devendra Singh Chaplot, Diego de Las Casas, Florian Bressand, Gianna Lengyel, Guillaume Lample, Lucile Saulnier, L  lio Renard Lavaud, Marie-Anne Lachaux, Pierre Stock, Teven Le Scao, Thibaut Lavril, Thomas Wang, Timoth  e Lacroix, and William El Sayed. Mistral 7b. *CoRR*, abs/2310.06825, 2023a. doi: 10.48550/ARXIV.2310.06825. URL <https://doi.org/10.48550/arXiv.2310.06825>.
- Shima Imani, Liang Du, and Harsh Shrivastava. Mathprompter: Mathematical reasoning using large language models. In Sunayana Sitaram, Beata Beigman Klebanov, and Jason D. Williams, editors, *Proceedings of the The 61st Annual Meeting of the Association for Computational Linguistics: Industry Track, ACL 2023, Toronto, Canada, July 9-14, 2023*, pages 37–42. Association for Computational Linguistics, 2023. doi: 10.18653/V1/2023.ACL-INDUSTRY.4. URL <https://doi.org/10.18653/v1/2023.acl-industry.4>.
- Weisen Jiang, Han Shi, Longhui Yu, Zhengying Liu, Yu Zhang, Zhenguo Li, and James T. Kwok. Forward-backward reasoning in large language models for verification. *CoRR*, abs/2308.07758, 2023b. doi: 10.48550/ARXIV.2308.07758. URL <https://doi.org/10.48550/arXiv.2308.07758>.

- Longhui Yu, Weisen Jiang, Han Shi, Jincheng Yu, Zhengying Liu, Yu Zhang, James T. Kwok, Zhenguo Li, Adrian Weller, and Weiyang Liu. Metamath: Bootstrap your own mathematical questions for large language models. *CoRR*, abs/2309.12284, 2023. doi: 10.48550/ARXIV.2309.12284. URL <https://doi.org/10.48550/arXiv.2309.12284>.
- Zheng Yuan, Hongyi Yuan, Chengpeng Li, Guanting Dong, Chuanqi Tan, and Chang Zhou. Scaling relationship on learning mathematical reasoning with large language models. *CoRR*, abs/2308.01825, 2023a. doi: 10.48550/ARXIV.2308.01825. URL <https://doi.org/10.48550/arXiv.2308.01825>.
- Freda Shi, Mirac Suzgun, Markus Freitag, Xuezhi Wang, Suraj Srivats, Soroush Vosoughi, Hyung Won Chung, Yi Tay, Sebastian Ruder, Denny Zhou, Dipanjan Das, and Jason Wei. Language models are multilingual chain-of-thought reasoners. In *The Eleventh International Conference on Learning Representations, ICLR 2023, Kigali, Rwanda, May 1-5, 2023*. OpenReview.net, 2023. URL <https://openreview.net/pdf?id=fR3wGck-IXp>.
- Nuo Chen, Zinan Zheng, Ning Wu, Linjun Shou, Ming Gong, Yangqiu Song, Dongmei Zhang, and Jia Li. Breaking language barriers in multilingual mathematical reasoning: Insights and observations. *CoRR*, abs/2310.20246, 2023. doi: 10.48550/ARXIV.2310.20246. URL <https://doi.org/10.48550/arXiv.2310.20246>.
- Linzhen Chai, Jian Yang, Tao Sun, Hongcheng Guo, Jiaheng Liu, Bing Wang, Xinnian Liang, Jiaqi Bai, Tongliang Li, Qiyao Peng, and Zhoujun Li. xcot: Cross-lingual instruction tuning for cross-lingual chain-of-thought reasoning. *CoRR*, abs/2401.07037, 2024. doi: 10.48550/ARXIV.2401.07037. URL <https://doi.org/10.48550/arXiv.2401.07037>.
- Elizabeth M Brannon. The independence of language and mathematical reasoning. *Proceedings of the National Academy of Sciences*, 102(9):3177–3178, 2005.
- Haoyang Huang, Tianyi Tang, Dongdong Zhang, Wayne Xin Zhao, Ting Song, Yan Xia, and Furu Wei. Not all languages are created equal in llms: Improving multilingual capability by cross-lingual-thought prompting. *arXiv preprint arXiv:2305.07004*, 2023.
- Libo Qin, Qiguang Chen, Fuxuan Wei, Shijue Huang, and Wanxiang Che. Cross-lingual prompting: Improving zero-shot chain-of-thought reasoning across languages. In *Proceedings of the Conference on Empirical Methods in Natural Language Processing (EMNLP)*, 2023.
- Wenhao Zhu, Shujian Huang, Fei Yuan, Shuaijie She, Jiajun Chen, and Alexandra Birch. Question translation training for better multilingual reasoning. *arXiv preprint arXiv:2401.07817*, 2024.
- Haotian Liu, Chunyuan Li, Yuheng Li, and Yong Jae Lee. Improved baselines with visual instruction tuning. *arXiv preprint arXiv:2310.03744*, 2023.
- Junnan Li, Dongxu Li, Silvio Savarese, and Steven Hoi. Blip-2: Bootstrapping language-image pre-training with frozen image encoders and large language models. In *International conference on machine learning*, pages 19730–19742. PMLR, 2023.
- Deyao Zhu, Jun Chen, Xiaoqian Shen, Xiang Li, and Mohamed Elhoseiny. Minigt-4: Enhancing vision-language understanding with advanced large language models. In *The Twelfth International Conference on Learning Representations*, 2023.
- Zwei Sun, Mingxuan Wang, and Lei Li. Multilingual translation via grafting pre-trained language models. In Marie-Francine Moens, Xuanjing Huang, Lucia Specia, and Scott Wen-tau Yih, editors, *Findings of the Association for Computational Linguistics: EMNLP 2021, Virtual Event / Punta Cana, Dominican Republic, 16-20 November, 2021*, pages 2735–2747. Association for Computational Linguistics, 2021. doi: 10.18653/V1/2021.FINDINGS-EMNLP.233. URL <https://doi.org/10.18653/v1/2021.findings-emnlp.233>.
- Rachit Bansal, Bidisha Samanta, Siddharth Dalmaia, Nitish Gupta, Shikhar Vashishth, Sriram Ganapathy, Abhishek Bapna, Prateek Jain, and Partha Talukdar. LLM augmented llms: Expanding capabilities through composition. *CoRR*, abs/2401.02412, 2024. doi: 10.48550/ARXIV.2401.02412. URL <https://doi.org/10.48550/arXiv.2401.02412>.

- Dongkeun Yoon, Joel Jang, Sungdong Kim, Seungone Kim, Sheikh Shafayat, and Minjoon Seo. Langbridge: Multilingual reasoning without multilingual supervision. *CoRR*, abs/2401.10695, 2024. doi: 10.48550/ARXIV.2401.10695. URL <https://doi.org/10.48550/arXiv.2401.10695>.
- Edward J Hu, yelong shen, Phillip Wallis, Zeyuan Allen-Zhu, Yuanzhi Li, Shean Wang, Lu Wang, and Weizhu Chen. LoRA: Low-rank adaptation of large language models. In *International Conference on Learning Representations*, 2022. URL <https://openreview.net/forum?id=nZeVKeeFYf9>.
- Linting Xue, Noah Constant, Adam Roberts, Mihir Kale, Rami Al-Rfou, Aditya Siddhant, Aditya Barua, and Colin Raffel. mt5: A massively multilingual pre-trained text-to-text transformer. In Kristina Toutanova, Anna Rumshisky, Luke Zettlemoyer, Dilek Hakkani-Tür, Iz Beltagy, Steven Bethard, Ryan Cotterell, Tanmoy Chakraborty, and Yichao Zhou, editors, *Proceedings of the 2021 Conference of the North American Chapter of the Association for Computational Linguistics: Human Language Technologies, NAACL-HLT 2021, Online, June 6-11, 2021*, pages 483–498. Association for Computational Linguistics, 2021. doi: 10.18653/V1/2021.NAACL-MAIN.41. URL <https://doi.org/10.18653/v1/2021.naacl-main.41>.
- Bill Yuchen Lin, Seyeon Lee, Xiaoyang Qiao, and Xiang Ren. Common sense beyond english: Evaluating and improving multilingual language models for commonsense reasoning. In Chengqing Zong, Fei Xia, Wenjie Li, and Roberto Navigli, editors, *Proceedings of the 59th Annual Meeting of the Association for Computational Linguistics and the 11th International Joint Conference on Natural Language Processing, ACL/IJCNLP 2021, (Volume 1: Long Papers), Virtual Event, August 1-6, 2021*, pages 1274–1287. Association for Computational Linguistics, 2021. doi: 10.18653/V1/2021.ACL-LONG.102. URL <https://doi.org/10.18653/v1/2021.acl-long.102>.
- Alexis Conneau, Ruty Rinott, Guillaume Lample, Adina Williams, Samuel R. Bowman, Holger Schwenk, and Veselin Stoyanov. Xnli: Evaluating cross-lingual sentence representations. In *Proceedings of the 2018 Conference on Empirical Methods in Natural Language Processing*. Association for Computational Linguistics, 2018.
- Fei Yuan, Yinquan Lu, Wenhao Zhu, Lingpeng Kong, Lei Li, Yu Qiao, and Jingjing Xu. Lego-mt: Learning detachable models for massively multilingual machine translation. In Anna Rogers, Jordan L. Boyd-Graber, and Naoaki Okazaki, editors, *Findings of the Association for Computational Linguistics: ACL 2023, Toronto, Canada, July 9-14, 2023*, pages 11518–11533. Association for Computational Linguistics, 2023b. doi: 10.18653/V1/2023.FINDINGS-ACL.731. URL <https://doi.org/10.18653/v1/2023.findings-acl.731>.
- Adina Williams, Nikita Nangia, and Samuel R. Bowman. A broad-coverage challenge corpus for sentence understanding through inference. In Marilyn A. Walker, Heng Ji, and Amanda Stent, editors, *Proceedings of the 2018 Conference of the North American Chapter of the Association for Computational Linguistics: Human Language Technologies, NAACL-HLT 2018, New Orleans, Louisiana, USA, June 1-6, 2018, Volume 1 (Long Papers)*, pages 1112–1122. Association for Computational Linguistics, 2018. doi: 10.18653/V1/N18-1101. URL <https://doi.org/10.18653/v1/n18-1101>.
- Zixian Huang, Ao Wu, Jiaying Zhou, Yu Gu, Yue Zhao, and Gong Cheng. Clues before answers: Generation-enhanced multiple-choice QA. In Marine Carpuat, Marie-Catherine de Marneffe, and Iván Vladimir Meza Ruíz, editors, *Proceedings of the 2022 Conference of the North American Chapter of the Association for Computational Linguistics: Human Language Technologies, NAACL 2022, Seattle, WA, United States, July 10-15, 2022*, pages 3272–3287. Association for Computational Linguistics, 2022. doi: 10.18653/V1/2022.NAACL-MAIN.239. URL <https://doi.org/10.18653/v1/2022.naacl-main.239>.
- Todor Mihaylov, Peter Clark, Tushar Khot, and Ashish Sabharwal. Can a suit of armor conduct electricity? A new dataset for open book question answering. In Ellen Riloff, David Chiang, Julia Hockenmaier, and Jun’ichi Tsujii, editors, *Proceedings of the 2018 Conference on Empirical Methods in Natural Language Processing, Brussels, Belgium, October 31 - November 4, 2018*, pages 2381–2391. Association for Computational Linguistics, 2018. doi: 10.18653/V1/D18-1260. URL <https://doi.org/10.18653/v1/d18-1260>.

- Sumithra Bhakthavatsalam, Daniel Khashabi, Tushar Khot, Bhavana Dalvi Mishra, Kyle Richardson, Ashish Sabharwal, Carissa Schoenick, Oyvind Tafjord, and Peter Clark. Think you have solved direct-answer question answering? try arc-da, the direct-answer AI2 reasoning challenge. *CoRR*, abs/2102.03315, 2021. URL <https://arxiv.org/abs/2102.03315>.
- Tushar Khot, Peter Clark, Michal Guerquin, Peter Jansen, and Ashish Sabharwal. QASC: A dataset for question answering via sentence composition. In *The Thirty-Fourth AAAI Conference on Artificial Intelligence, AAAI 2020, The Thirty-Second Innovative Applications of Artificial Intelligence Conference, IAAI 2020, The Tenth AAAI Symposium on Educational Advances in Artificial Intelligence, EAAI 2020, New York, NY, USA, February 7-12, 2020*, pages 8082–8090. AAAI Press, 2020. doi: 10.1609/AAAI.V34I05.6319. URL <https://doi.org/10.1609/aaai.v34i05.6319>.
- Angela Fan, Shruti Bhosale, Holger Schwenk, Zhiyi Ma, Ahmed El-Kishky, Siddharth Goyal, Mandeep Baines, Onur Celebi, Guillaume Wenzek, Vishrav Chaudhary, Naman Goyal, Tom Birch, Vitaliy Liptchinsky, Sergey Edunov, Michael Auli, and Armand Joulin. Beyond english-centric multilingual machine translation. *J. Mach. Learn. Res.*, 22:107:1–107:48, 2021. URL <http://jmlr.org/papers/v22/20-1307.html>.
- Oleh Shliashko, Alena Fenogenova, Maria Tikhonova, Vladislav Mikhailov, Anastasia Kozlova, and Tatiana Shavrina. mgpt: Few-shot learners go multilingual, 2022. URL <https://arxiv.org/abs/2204.07580>.
- Jacob Devlin, Ming-Wei Chang, Kenton Lee, and Kristina Toutanova. BERT: pre-training of deep bidirectional transformers for language understanding. *CoRR*, abs/1810.04805, 2018. URL <http://arxiv.org/abs/1810.04805>.
- Alexis Conneau, Kartikay Khandelwal, Naman Goyal, Vishrav Chaudhary, Guillaume Wenzek, Francisco Guzmán, Edouard Grave, Myle Ott, Luke Zettlemoyer, and Veselin Stoyanov. Un-supervised cross-lingual representation learning at scale. *CoRR*, abs/1911.02116, 2019. URL <http://arxiv.org/abs/1911.02116>.
- Marta R. Costa-jussà, James Cross, Onur Çelebi, Maha Elbayad, Kenneth Heafield, Kevin Heffernan, Elahe Kalbassi, Janice Lam, Daniel Licht, Jean Maillard, Anna Y. Sun, Skyler Wang, Guillaume Wenzek, Al Youngblood, Bapi Akula, Loïc Barrault, Gabriel Mejia Gonzalez, Prangthip Hansanti, John Hoffman, Semarley Jarrett, Kaushik Ram Sadagopan, Dirk Rowe, Shannon Spruit, Chau Tran, Pierre Andrews, Necip Fazil Ayan, Shruti Bhosale, Sergey Edunov, Angela Fan, Cynthia Gao, Vedanuj Goswami, Francisco Guzmán, Philipp Koehn, Alexandre Mourachko, Christophe Ropers, Safiyyah Saleem, Holger Schwenk, and Jeff Wang. No language left behind: Scaling human-centered machine translation. *CoRR*, abs/2207.04672, 2022. doi: 10.48550/ARXIV.2207.04672. URL <https://doi.org/10.48550/arXiv.2207.04672>.
- Laurens Van der Maaten and Geoffrey Hinton. Visualizing data using t-sne. *Journal of machine learning research*, 9(11), 2008.

Outline

A. Supplementary Experiments

- A.1. Training Set Size in the Augmentation Stage (Table 6)
- A.2. The Selection of Mapping Layers (Table 7)
- A.3. The Usage of Encoder-Decoder Model (Table 8)
- A.4. Quantitative Analysis on Representation Space Changes (Table 9)
- A.5. Translation Performance (Table 10 and Figure 5)
- A.6. Comparison with Enhanced Full Fine-Tuning using Translation Data (Table 11)
- A.7. Inference Speed (Table 12)

B. Complete Results

- B.1. Ablation of Mapping Stage (Table 13)
- B.2. Ablation of Augmentation Stage (Table 14)
- B.3. Comparing Replacement and Augmentation (Table 15)
- B.4. Complete Experiments on the MGSM Dataset (Table 16)

C. Limitations

D. Other Tables

- Table 17. Dataset Statistics
- Table 18. Prompt Templates
- Table 19. Examples of Training Data

A Supplementary Experiments

Table 6: Influence of training set size (per language) used in the augmentation stage. Lrl., Hrl., and Avg. represent the average accuracy across low-resource languages, high-resource languages, and all languages, respectively. Referring to Shi et al. [2023], we regard Bn, Th, and Sw as low-resource languages, and regard the remaining languages as high-resource languages.

MGSM	Bn	Th	Sw	Ja	Zh	De	Fr	Ru	Es	En	Lrl.	Hrl.	Avg.
0	26.8	26.8	28.8	31.2	39.6	54.0	52.4	46.0	55.2	65.2	27.5	49.1	42.6
100	28.4	31.6	31.6	34.0	35.6	56.8	54.0	48.0	52.8	62.4	30.5	49.1	43.2
1,000	36.8	43.2	37.2	40.8	41.2	57.6	52.0	52.8	52.0	62.0	39.1	51.2	47.6
5,000	44.0	50.4	48.0	42.8	45.6	56.0	57.6	58.4	58.4	66.0	47.5	55.0	52.7
10,000	48.4	53.6	52.8	54.8	58.4	54.8	54.8	59.2	58.8	66.4	51.6	58.2	56.0
20,000	45.6	54.0	54.4	52.4	53.6	60.4	54.4	58.8	59.2	68.8	51.3	58.2	55.9
30,000	50.4	52.8	57.2	54.4	53.6	61.2	57.6	60.8	58.4	66.8	53.5	59.0	57.3
40,000	51.6	49.6	54.4	50.0	54.0	57.2	56.0	62.8	58.8	66.4	51.9	57.9	56.1

A.1 Training Set Size in the Augmentation Stage

We randomly sampled different size of training set to train MindMerger-Soft on the mathematical reasoning task and reported the results on MGSM in Table 6. Despite only 100 samples per language is used, MindMerger-Soft can be improved by 3.0% in low-resource languages compared to without augmentation stage. The training data size has a significant impact on the performance of MindMerger within the data size range of 10,000. MindMerger-Soft achieves the best result when using 30,000 samples per language, and better results may require enhancing the model’s built-in capabilities.. Considering the query training data for various tasks can be easily obtained from public translation models, and training on a scale of tens of thousands is cost-effective, MindMerger can be readily adapted to a wider range of tasks.

Table 7: The selection of mapping layers. # Parm represents parameters size of the mapping layers. Lrl., Hrl., and Avg. represent the average accuracy across low-resource languages, high-resource languages, and all languages, respectively. Referring to Shi et al. [2023], we regard Bn, Th, and Sw as low-resource languages, and regard the remaining languages as high-resource languages.

MGSM	# Parm	Bn	Th	Sw	Ja	Zh	De	Fr	Ru	Es	En	Lrl.	Hrl.	Avg.
Linear	4 M	50.8	50.0	51.2	47.6	51.2	60.0	58.0	56.4	61.6	66.0	50.7	57.3	55.3
2 layers MLP	10 M	50.4	52.8	57.2	54.4	53.6	61.2	57.6	60.8	58.4	66.8	53.5	59.0	57.3
3 layers MLP	14 M	51.6	50.0	51.2	49.6	54.4	58.0	58.4	60.0	61.2	69.2	50.9	58.7	56.4
QFormer	42 M	1.6	0.8	1.6	17.2	22.4	34.0	34.4	26.0	36.8	52.8	1.3	31.9	22.8

A.2 The Selection of Mapping Layers

We experimented with the performance of MindMerger-Soft when using different mapping layers in Table 7. The 2 layers MLP used in the main experiment achieved the best results, while the effect of Linear will be lower in comparison. This may be the insufficient space transfer capability of Linear due to the small number of parameters. As for QFormer [Li et al., 2023], which converts variable-length input into fixed-length hidden states output, is a popular model for model merging in computer vision, but it does not work well on MindMerger-Soft. This could be attributed to the multilingual capabilities of LLMs, which may render features diverging too much from the original expression less readily accepted.

Table 8: The usage of encoder-decoder model (M2M100-1.2B). Lrl., Hrl., and Avg. represent the average accuracy across low-resource languages, high-resource languages, and all languages, respectively. Referring to Shi et al. [2023], we regard Bn, Th, and Sw as low-resource languages, and regard the remaining languages as high-resource languages.

MGSM	Bn	Th	Sw	Ja	Zh	De	Fr	Ru	Es	En	Lrl.	Hrl.	Avg.
Encoder	50.4	52.8	57.2	54.4	53.6	61.2	57.6	60.8	58.4	66.8	53.5	59.0	57.3
Decoder	40.4	32.0	45.6	46.8	46.0	56.8	56.0	55.2	58.0	67.6	39.3	55.2	50.4
Encoder + Decoder	44.0	36.4	44.8	49.6	49.6	55.6	53.6	56.0	58.4	66.8	41.7	55.7	51.5

A.3 The Usage of Encoder-Decoder Model

In all other experiments, for the encoder-decoder model, we only use its encoder part. In this section, we compared the performance of MindMerger-Soft using the decoder. Specifically, we use the translation model M2M100-1.2B autoregressively to generate English text, and take the hidden states corresponding to the generated text, and input them into the mapping layer alone or after concatenating with the output of the encoder. The experimental results are shown in Table 8, where the performance of MindMerger-Soft dropped after adding the hidden states output by the decoder.

Table 9: The changes in the representation space within MindMerger as well as its constituent models the multilingual model (mT5-xl), and the LLM (MetaMath-Llama-7B). Lrl., Hrl., and Avg. represent the average accuracy across low-resource languages, high-resource languages, and all languages, respectively. Referring to Shi et al. [2023], we regard Bn, Th, and Sw as low-resource languages, and regard the remaining languages as high-resource languages.

Cosine Similarity		Bn→En	Th→En	Sw→En	Ja→En	Zh→En	De→En	Fr→En	Ru→En	Es→En	Lrl.	Hrl.	Avg.
Multilingual model	Embedding Layer	0.29	0.27	0.43	0.31	0.31	0.49	0.51	0.37	0.48	0.33	0.41	0.38
	Last Layer	0.91	0.89	0.92	0.92	0.93	0.95	0.95	0.94	0.92	0.91	0.94	0.93
LLM	Embedding Layer	0.18	0.15	0.34	0.28	0.28	0.39	0.42	0.31	0.41	0.22	0.35	0.31
	Last Layer	0.08	0.07	-0.08	0.11	0.13	0.04	0.12	0.05	0.09	0.02	0.09	0.07
MindMerger	Mapping Module	0.92	0.91	0.91	0.93	0.91	0.96	0.94	0.94	0.93	0.91	0.94	0.93
	LLM Layer	0.32	0.32	0.46	0.46	0.46	0.55	0.62	0.52	0.56	0.37	0.53	0.47
Recall@1 (%)		Bn→En	Th→En	Sw→En	Ja→En	Zh→En	De→En	Fr→En	Ru→En	Es→En	Lrl.	Hrl.	Avg.
Multilingual model	Embedding layer	1.2	3.0	16.2	1.8	4.9	28.2	34.6	10.7	29.1	6.8	18.2	14.4
	Last layer	99.3	99.7	97.8	99.7	99.9	100	100	100	99.9	98.9	99.9	99.6
LLM	Embedding layer	0.7	1.9	5.9	3.2	4.7	30.2	41.7	8.7	27.3	2.8	19.3	13.8
	Last layer	0.4	1.8	0.2	5.8	12.6	11.5	47.3	44.9	27.0	0.8	24.9	16.8
MindMerger	Mapping module	99.4	98.9	99.4	99.6	99.9	100	100	99.8	99.6	99.2	99.8	99.6
	LLM module	52.8	76.0	64.3	91.6	96.4	98.0	99.2	98.1	88.9	64.4	95.4	85.0

A.4 Quantitative Analysis on the Representation Space Changes

We further quantitatively analyzed the changes in the representation space of the models. Two metrics were employed to quantify space relationships: (1) Cosine similarity, indicating the similarity between the same query expressed in different languages, and (2) Recall@1, representing the percentage of top-1 retrieve results from a pool of 1000 English query that correspond to the same query.

The experimental results are shown in Table 9. Multilingual model demonstrates the capability to map inputs in different languages to a language-agnostic space. Within this space, the average cosine similarity and Recall@1 from various languages to English reach as high as 0.93 and 99.6. On the contrary, LLM lacks this capability. The average cosine similarity and Recall@1 in the output space of LLM are only 0.07 and 16.8, respectively. The significant disparity in the capabilities to construct language-agnostic representations suggests the potential for LLM to be complemented by multilingual model.

For MindMerger-Soft, consisting of multilingual model and LLM, the mapping layer generates a representation with an average cosine similarity of 0.93 and an average Recall@1 of 99.6. This highly language-agnostic representation as input to LLM effectively helps LLM understand different languages. Compared with the huge difference between the language representations output when using only LLM, the average cosine similarity of LLM output in MindMerger-Soft increased from 0.07 to 0.47, and the average Recall@1 increased from 16.8 to 85.0.

A.5 Translation Performance

Table 10: Translation results on Flores-101 dataset. spBLEU is used as evaluation metric.

Flores-101	Bn→En	Th→En	Sw→En	Ja→En	Zh→En	De→En	Fr→En	Ru→En	Es→En	Avg.
Translation Models										
MetaMath-Llama-7B (5-shots)	0.7	1.0	0.6	1.9	2.3	2.6	2.7	2.6	2.1	1.8
M2M100-418M	25.1	18.2	26.6	20.2	21.2	36.4	39.0	28.4	25.8	26.8
M2M100-1.2B	27.7	23.9	34.1	24.8	26.7	42.9	43.9	34.3	30.0	32.0
NLLB-200-1.3B	36.8	30.7	43.9	28.6	30.4	45.9	47.4	38.0	34.8	37.4
NLLB-3.3B	38.7	33.2	46.3	30.6	32.2	47.2	48.7	39.1	36.5	39.2
MindMerger-Soft (w/o T)										
mGPT	2.7	2.3	3.8	2.6	4.7	6.7	10.3	4.7	6.7	5.0
mBERT	10.4	8.2	12.4	12.5	16.3	23.9	26.1	18.7	19.0	16.4
XLNet-RoBERTa-large	12.6	14.2	17.5	9.2	12.6	24.6	26.7	20.2	16.9	17.2
mT5-large	18.0	18.1	25.1	13.8	16.3	30.4	34.3	25.3	24.6	22.9
mT5-xl	25.9	23.5	34.1	19.8	22.3	37.3	39.1	30.7	29.0	29.1
M2M100-418M	26.3	15.0	27.3	23.8	25.6	36.8	39.4	31.3	29.6	28.3
M2M100-1.2B	26.6	20.0	32.6	24.5	27.0	39.3	41.7	33.3	31.2	30.7
NLLB-200-1.3B	30.1	26.4	38.5	21.8	24.4	38.3	41.8	32.1	30.3	31.5
NLLB-200-3.3B	34.5	29.5	43.9	26.6	29.0	43.2	45.2	35.8	31.8	35.5

In Table 10, we used the translation dataset Flores-101 [Fan et al., 2021] as the evaluation set and presented the spBLEU performance of various versions of MindMerger-Soft (using MetaMath-Llama-7B as backbone) trained on mapping stage. In contrast to the poor performance of the same LLM, MetaMath-Llama, MindMerger-Soft greatly boost its translation capabilities. Remarkably, the performance of MindMerger, based on the M2M100-418M encoder part, even surpasses the M2M100-418M translation model itself. Although the encoder-only models mBERT and XLNet-RoBERTa-large do not have translation capabilities, MindMerger can still learn translation capabilities based on them.

We also compared the performance of MindMerger with the full fine-tuning method. We conducted experiments across four translation directions using two different sizes of training data, each covering translations between nine pairs of languages, with the comparison of average scores presented in Figure 5. It can be observed that MindMerger has significantly enhanced the translation performance across all settings, including X-En, En-X, X-Zh, and Zh-X, resulting in improvements ranging from 3.7% to 7.5%. Although MindMerger primarily enhances the understanding capabilities of LLMs without directly improving their generation capabilities, its performance on translation task demonstrates that it can also benefit generation tasks. Given that understanding is the basis for generation, MindMerger represents a crucial step towards enhancing the multilingual generation capabilities of LLMs.

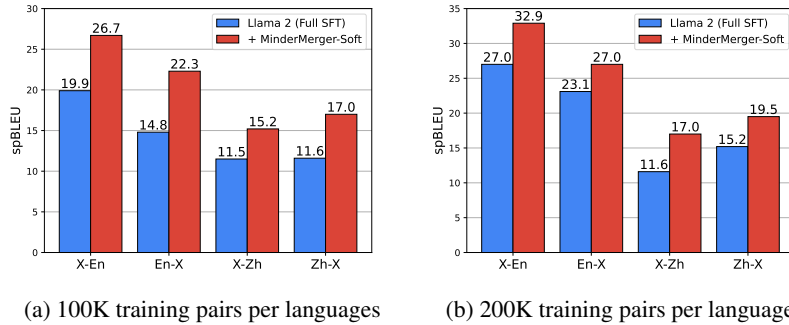


Figure 5: Comparison the translation performance of MindMerger and fully supervised fine-tuning method on the Flores-101 dataset. spBLEU is used as evaluation metric.

Table 11: Comparison the effectiveness of extra translation data for full fine-tuning and MindMerger-Soft on the MGSM dataset. Three types of training data are used: (a) translation data, (b) English task data, and (c) query translation task data. \rightarrow represents the usage order of the training data.

MGSM	Bn	Th	Sw	Ja	Zh	De	Fr	Ru	Es	En	Lrl.	Hrl.	Avg.
(c)	33.2	36.8	34.8	36.0	37.2	39.6	39.6	38.4	37.6	40.4	34.9	38.4	37.4
(a) \rightarrow (c)	36.4	36.0	37.2	31.6	34.4	42.4	40.4	40.4	42.4	41.2	36.5	39.0	38.2
(b)	6.8	7.2	6.8	36.4	38.4	55.2	54.4	52.0	57.2	68.8	6.9	51.8	38.3
(a) \rightarrow (b)	21.2	21.2	24.4	38.8	34.4	52.8	56.8	52.4	57.6	61.6	22.3	50.6	42.1
(b) \rightarrow (c)	33.2	40.0	42.0	42.0	42.0	45.2	44.8	45.2	48.0	52.0	38.4	45.6	43.4
(a) \rightarrow (b) \rightarrow (c)	33.6	40.4	40.4	41.2	37.6	38.4	41.2	44.4	41.6	47.6	38.1	41.7	40.6
(c) \rightarrow (b)	40.8	46.4	45.2	44.8	50.4	52.8	52.8	52.0	56.4	59.6	44.1	52.7	50.1
(a) \rightarrow (c) \rightarrow (b)	40.8	50.0	50.4	47.6	52.8	54.8	54.0	56.0	50.0	54.8	47.1	52.9	51.1
MindMerger-Soft	50.4	52.8	57.2	54.4	53.6	61.2	57.6	60.8	58.4	66.8	53.5	59.0	57.3

A.6 The Influence of Translation Data for Full Fine-Tuning

Recall that the training of MindMerger-Soft involves three types of data: (a) translation data, (b) English task data, and (c) query translation task data. Therefore, we compared the effects of full fine-tuning LLMs with the same data to demonstrate that MindMerger-Soft can utilize data more efficiently. The experimental results presented in Table 11 show that, regardless of how the training data are utilized, MindMerger-Soft achieves an average accuracy that is at least 6.2% higher than the full fine-tuned methods. Using translation data as the initial stage of training can enhance performance in 3 out of 4 full fine-tuning settings ((a) \rightarrow (c), (a) \rightarrow (b), and (a) \rightarrow (c) \rightarrow (b)). The benefits of translation data for MindMerger-Soft are significantly greater than full fine-tuning methods. Specifically, with the assistance of translation data, MindMerger-Soft improved the average accuracy by 5.5% (refer to B.1), while the improvements for full fine-tuning are 0.8%, 3.8%, and 1.0%, respectively.

A.7 Inference Speed

Table 12: Inference speed and generation length on the MGSM dataset.

MGSM	Bn	Th	Sw	Ja	Zh	De	Fr	Ru	Es	En	Avg.
Inference time per sample (s)											
QAlign	3.8	4.2	3.6	4.1	4.1	3.8	3.6	3.6	3.8	3.5	3.8
MindMerger-Soft	3.9	3.6	3.6	3.5	3.7	3.5	3.5	3.9	3.7	3.6	3.7
The average length of generated text (token)											
QAlign	126.3	139.9	118.3	135.9	135.9	126.5	120.2	119.8	128.2	117.6	126.9
MindMerger-Soft	122.3	121.4	121.9	121.8	126.7	117.6	116.3	133.2	125.8	120.3	122.8

We compared the inference speed of MindMerger and the single LLM model QAlign on the MGSM dataset with a batch size of 1. As shown in the upper part of Table 12, the average inference speed for MindMerger-Soft is even faster than QAlign, where MindMerger taking an average of 3.7s to infer a sample, compared to QAlign’s 3.8s. This discrepancy arises because the text generated by QAlign is slightly longer than that produced by MindMerger-Soft, as indicated in the lower part of Table 12.

B Complete Results

Table 13: Ablation of mapping stage. Lrl., Hrl., and Avg. represent the average accuracy across low-resource languages, high-resource languages, and all languages, respectively. Referring to Shi et al. [2023], we regard Bn, Th, and Sw as low-resource languages, and regard the remaining languages as high-resource languages.

MGSM	Bn	Th	Sw	Ja	Zh	De	Fr	Ru	Es	En	Lrl.	Hrl.	Avg.
MindMerger (M2M100)	49.6	52.4	53.2	52.8	54.4	60.0	56.4	60.0	58.0	66.0	51.7	58.2	56.3
w/o mapping Stage	29.2	32.4	32.8	52.0	52.8	58.4	59.6	57.2	60.0	68.4	31.5	58.3	50.3
MindMerger (mT5)	50.4	52.8	57.2	54.4	53.6	61.2	57.6	60.8	58.4	66.8	53.5	59.0	57.3
w/o mapping Stage	41.6	35.2	40.4	46.8	51.6	57.6	60.4	57.2	61.2	66.4	39.1	57.3	51.8
MSVAMP	Bn	Th	Sw	Ja	Zh	De	Fr	Ru	Es	En	Lrl.	Hrl.	Avg.
MindMerger (M2M100)	51.7	56.0	55.2	57.2	57.7	63.1	62.1	60.2	63.4	64.3	54.3	61.1	59.1
w/o mapping Stage	34.1	39.9	32.4	53.7	53.6	58.6	57.5	55.6	57.9	64.6	35.5	57.4	50.8
MindMerger (mT5)	52.0	53.4	54.0	59.0	61.7	64.1	64.0	63.3	65.0	67.7	53.1	63.5	60.4
w/o mapping Stage	40.4	42.2	43.7	54.2	54.2	60.3	57.8	55.4	60.0	62.7	42.1	57.8	53.1

B.1 Ablation of Mapping Stage

The complete experimental results are shown in Table 13. The average accuracy of MindMerger-Soft decreased by 6.0% and 5.5% on the MGSM dataset, and by 8.3% and 7.3% on the MSVAMP dataset, demonstrating the effectiveness of this stage. The mapping stage is particularly crucial for enhancing the capabilities of low-resource languages. After ablating this stage, the average accuracy for low-resource languages drops 20.2% and 14.4% on the MGSM dataset, and 18.8% and 11.0% on the MSVAMP dataset. The mapping stage can also be helpful for high-resource languages. After removing the mapping stage, on the MSVAMP dataset, the average accuracy of high-resource languages dropped by 3.7% and 5.7% on the two MindMerger-Soft implementations.

Table 14: Ablation of augmentation stage. Lrl., Hrl., and Avg. represent the average accuracy across low-resource languages, high-resource languages, and all languages, respectively. Referring to Shi et al. [2023], we regard Bn, Th, and Sw as low-resource languages, and regard the remaining languages as high-resource languages.

MGSM	Bn	Th	Sw	Ja	Zh	De	Fr	Ru	Es	En	Lrl.	Hrl.	Avg.
MonoReason	7.6	5.6	5.2	34.0	45.2	54.0	56.8	51.6	58.8	65.5	6.1	52.3	38.4
MindMerger (M2M100)	49.6	52.4	53.2	52.8	54.4	60.0	56.4	60.0	58.0	66.0	51.7	58.2	56.3
w/o augmentation Stage	25.6	23.2	26.4	37.2	40.8	51.2	51.6	49.2	56.0	64.0	25.1	50.0	42.5
MindMerger (mT5)	50.4	52.8	57.2	54.4	53.6	61.2	57.6	60.8	58.4	66.8	53.5	59.0	57.3
w/o augmentation Stage	26.8	26.8	28.8	31.2	39.6	54.0	52.4	46.0	55.2	65.2	27.5	49.1	42.6
MSVAMP	Bn	Th	Sw	Ja	Zh	De	Fr	Ru	Es	En	Lrl.	Hrl.	Avg.
MonoReason	15.0	17.1	15.4	51.9	54.4	60.9	62.2	59.3	63.3	65.5	15.8	59.6	46.2
MindMerger (M2M100)	51.7	56.0	55.2	57.2	57.7	63.1	62.1	60.2	63.4	64.3	54.3	61.1	59.1
w/o augmentation Stage	29.4	27.6	28.2	51.2	52.5	60.4	60.6	58.2	58.8	64.3	28.4	58.0	49.1
MindMerger (mT5)	52.0	53.4	54.0	59.0	61.7	64.1	64.0	63.3	65.0	67.7	53.1	63.5	60.4
w/o augmentation Stage	37.5	35.2	37.5	52.8	53.2	61.3	61.7	57.6	63.3	64.0	36.7	59.1	52.4

B.2 Ablation of Augmentation Stage

The complete results are shown in Table 14. Even without the mapping stage, MindMerger-Soft solely training in general bilingual pairs can still improve the performance of LLMs in low-resource languages. For the MGSM and MSVAMP datasets, the average accuracy of MindMerger-Soft in low-resource languages increases by MonoReason 19.0% and 12.6% based on M2M100-1.2B, and increases by MonoReason 21.4% and 20.9% based on mT5-xl. With the help of the augmentation stage, the reasoning capabilities of MindMerger-Soft in low-resource languages are further enhanced. Comparing to the MindMerger-Soft without augmentation stage in the low-resource languages, augmentation stage brings improvements of 26.6% and 25.9% based on M2M100-1.2B, and 26.0% and 16.4% based on mT5-xl. Moreover, augmentation stage is also valuable for high-resource languages, bringing improvements of 3.1% based on M2M100-1.2B and 4.4% based on mT5-xl for the MSVAMP dataset in the average accuracy across high-resource languages.

Table 15: Comparison between replacement (w/o T) and augmentation. Lrl., Hrl., and Avg. represent the average accuracy across low-resource languages, high-resource languages, and all languages, respectively. Referring to Shi et al. [2023], we regard Bn, Th, and Sw as low-resource languages, and regard the remaining languages as high-resource languages.

MGSM	Bn	Th	Sw	Ja	Zh	De	Fr	Ru	Es	En	Url.	Hrl.	Avg.
MindMerger-Soft (M2M100)	49.6	52.4	53.2	52.8	54.4	60.0	56.4	60.0	58.0	66.0	51.7	58.2	56.3
Replacement (w/o T)	50.8	44.4	50.8	54.4	50.4	57.2	55.2	58.0	61.2	63.2	48.7	57.1	54.6
MindMerger-Soft (mT5)	50.4	52.8	57.2	54.4	53.6	61.2	57.6	60.8	58.4	66.8	53.5	59.0	57.3
Replacement (w/o T)	52.2	53.6	54.8	46.8	52.0	59.2	58.0	58.4	60.0	63.6	53.5	56.9	55.9

MSVAMP	Bn	Th	Sw	Ja	Zh	De	Fr	Ru	Es	En	Url.	Hrl.	Avg.
MindMerger-Soft (M2M100)	51.7	56.0	55.2	57.2	57.7	63.1	62.1	60.2	63.4	64.3	54.3	61.1	59.1
Replacement (w/o T)	50.0	48.5	52.3	55.7	57.2	60.4	59.7	55.9	57.9	58.5	50.3	57.9	55.6
MindMerger-Soft (mT5)	52.0	53.4	54.0	59.0	61.7	64.1	64.0	63.3	65.0	67.7	53.1	63.5	60.4
Replacement (w/o T)	51.7	54.7	54.3	54.8	56.5	61.1	59.7	58.5	61.1	60.8	53.6	58.9	57.3

B.3 Comparing Replacement and Augmentation

The complete experimental results are shown in Table 15. It can be observed that the augmentation strategy is more significantly helpful in improving high-resource language reasoning capabilities than low-resource languages. Compared with the replacement version of MindMerger-Soft, the augmentation strategy improves the average accuracy by 1.1%, 2.1%, 3.2%, and 4.6% across high-resource languages in the four experimental results. This suggests that, in contrast to the replacement strategy that neglects these capabilities, the augmentation strategy effectively takes advantage of them, thereby unlocking the full potential of LLMs. For low-resource languages, the augmentation strategy also brings improvements of 3.0% and 4.0% for MindMerger-Soft based on M2M100-1.2B, but on par with the replacement strategy for MindMerger-Soft based on mT5-xl. It could be the multilingual capabilities of mT5-xl on low-resource languages are significantly stronger than LLMs that it can completely replace LLMs, while the slightly weaker multilingual capabilities of M2M100-1.2B still need to be complementary to LLMs.

B.4 Complete Experiments on the MGSM Dataset

Table 16: Results on the MGSM dataset. Lrl., Hrl., and Avg. represent the average accuracy across low-resource languages, high-resource languages, and all languages, respectively. We regard Te, Bn, Th, and Sw as low-resource languages, and regard the remaining languages as high-resource.

	Te	Bn	Th	Sw	Ja	Zh	De	Fr	Ru	Es	En	Lrl.	Hrl.	Avg.
xCoT [Chai et al., 2024]	42.8	40.4	49.2	48.4	50.0	50.0	47.2	47.2	47.2	48.8	48.4	45.2	49.1	47.2
LangBridge [Yoon et al., 2024]	34.8	42.8	50.4	43.2	40.0	45.2	50.8	52.4	56.4	58.0	63.2	42.8	52.3	48.8
MindMerger-Soft	52.8	52.0	59.2	56.8	51.2	55.2	61.2	55.2	61.6	62.4	66.0	55.2	59.0	57.6

In the above, we followed the previous work [Chen et al., 2023, Zhu et al., 2024] and experimented with ten languages on the MGSM dataset. However, it is important to note that the MGSM dataset contains a total of eleven languages, including Telugu (Te). Therefore, we presented the evaluation results of MindMerger on the complete MGSM dataset in Table 16. It can be observed that MindMerger-Soft is still the best model on Te, achieving a 10.0% improvement over xCoT [Chai et al., 2024] and a 20.0% improvement over LangBridge on that language, as well as an average 10.4% improvement over xCoT and an 8.8% improvement over LangBridge across all languages.

C Limitations

Although our experimental results show that merging external and built-in language understanding capabilities can help improve the model’s multilingual reasoning capabilities, it is unclear the effective boundaries of this mechanism. On one hand, a multilingual model with significantly weaker language capabilities compared to LLMs might not be able to assist LLMs effectively. On the other hand, LLMs may not be able to provide additional built-in knowledge for a multilingual model whose language capabilities are much stronger. Therefore, more experiments are needed to explore the effective boundaries of MindMerger.

D Other Tables

Table 17: Dataset statistics. # Train, # Test, and # Lang refer to the size of query translation training set per language, the size of multilingual test set per language, and the number of language we evaluated for each dataset, respectively.

Dataset	Task	# Train	# Test	# Lang
MGSM	Math	30,000	250	10
MSVAMP	Math	30,000	1,000	10
X-CSQA	Commonsense	8,888	1,000	16
XNLI	NLI	2,490	5,010	15

Table 18: The prompts of mathematical reasoning task.

MonoReason & MultiReason & QAlign
Below is an instruction that describes a task. Write a response that appropriately completes the request. ### Instruction: {query} ### Response: Let’s think step by step.
Translate-En
Below is an instruction that describes a task. Write a response that appropriately completes the request. ### Instruction: {translated query} ### Response: Let’s think step by step.
MindMerger-Hard
Below is an instruction that describes a task. Write a response that appropriately completes the request. ### Instruction: {query} ### Translated instruction: {translated query}### Response: Let’s think step by step.

Table 19: Examples of training data.

Mapping Stage
Input (Zh): 文档中没有元素属于该组时, 该名称会被作为根结点显示在结构树上。 Output: It will be shown in the structure tree as a top node when there are no elements belonging to this group in the document.
Augmentation Stage (Math)
Input (Zh): 伯特每天都填报纸上的每日填字游戏。他每两周就用完一支铅笔。平均而言, 他用完一支铅笔需要1050个字。每个填字游戏平均有多少个字? Input (En): Bert fills out the daily crossword puzzle in the newspaper every day. He uses a pencil to fill out the puzzles every two weeks. On average, it takes him 1050 words to use up a pencil. How many words are in each crossword puzzle on average? Output: If Bert uses up a pencil to fill out the puzzles every two weeks and it takes him 1050 words to use up a pencil, then he must be filling out 1050 words of crossword puzzles every two weeks. To find out how many words are in each daily crossword puzzle, we need to divide the total number of words (1050) by the number of days in two weeks (14). So, there are $1050/14 = 75$ words in each daily crossword puzzle on average. ##### The answer is: 75
Augmentation stage (X-CSQA)
Input (Zh): 酒后驾车的人可能会被指控什么? (A)惩罚 (B)逮捕 (C)车祸 (D)胡言乱语 (E)酒后驾驶 Input (En): What is someone operating a vehicle likely to be accused of after becoming inebriated? (A) punish (B) arrest (C) automobile accidents (D) talking nonsense (E) drunk driving Output: E
Augmentation stage (XNLI)
Input (Zh): Premise: 她不太明白。Hypothesis: 事实上, 她没有理解。 Input (En): Premise: She doesn’t really understand. Hypothesis: Actually, she doesn’t get it. Output: Entailment

NeurIPS Paper Checklist

The checklist is designed to encourage best practices for responsible machine learning research, addressing issues of reproducibility, transparency, research ethics, and societal impact. Do not remove the checklist: **The papers not including the checklist will be desk rejected.** The checklist should follow the references and follow the (optional) supplemental material. The checklist does NOT count towards the page limit.

Please read the checklist guidelines carefully for information on how to answer these questions. For each question in the checklist:

- You should answer [Yes], [No], or [NA].
- [NA] means either that the question is Not Applicable for that particular paper or the relevant information is Not Available.
- Please provide a short (1–2 sentence) justification right after your answer (even for NA).

The checklist answers are an integral part of your paper submission. They are visible to the reviewers, area chairs, senior area chairs, and ethics reviewers. You will be asked to also include it (after eventual revisions) with the final version of your paper, and its final version will be published with the paper.

The reviewers of your paper will be asked to use the checklist as one of the factors in their evaluation. While "[Yes]" is generally preferable to "[No]", it is perfectly acceptable to answer "[No]" provided a proper justification is given (e.g., "error bars are not reported because it would be too computationally expensive" or "we were unable to find the license for the dataset we used"). In general, answering "[No]" or "[NA]" is not grounds for rejection. While the questions are phrased in a binary way, we acknowledge that the true answer is often more nuanced, so please just use your best judgment and write a justification to elaborate. All supporting evidence can appear either in the main paper or the supplemental material, provided in appendix. If you answer [Yes] to a question, in the justification please point to the section(s) where related material for the question can be found.

IMPORTANT, please:

- **Delete this instruction block, but keep the section heading "NeurIPS paper checklist",**
- **Keep the checklist subsection headings, questions/answers and guidelines below.**
- **Do not modify the questions and only use the provided macros for your answers.**

1. Claims

Question: Do the main claims made in the abstract and introduction accurately reflect the paper's contributions and scope?

Answer: [Yes]

Justification: We clearly state our main claims in the abstract and outline our methods and the most important experimental results. In the introduction, we discuss our motivations, discuss our main claims, and point out the experimental results that support our claims.

Guidelines:

- The answer NA means that the abstract and introduction do not include the claims made in the paper.
- The abstract and/or introduction should clearly state the claims made, including the contributions made in the paper and important assumptions and limitations. A No or NA answer to this question will not be perceived well by the reviewers.
- The claims made should match theoretical and experimental results, and reflect how much the results can be expected to generalize to other settings.
- It is fine to include aspirational goals as motivation as long as it is clear that these goals are not attained by the paper.

2. Limitations

Question: Does the paper discuss the limitations of the work performed by the authors?

Answer: [Yes]

Justification: We discuss the limitations in Appendix C.

Guidelines:

- The answer NA means that the paper has no limitation while the answer No means that the paper has limitations, but those are not discussed in the paper.
- The authors are encouraged to create a separate "Limitations" section in their paper.
- The paper should point out any strong assumptions and how robust the results are to violations of these assumptions (e.g., independence assumptions, noiseless settings, model well-specification, asymptotic approximations only holding locally). The authors should reflect on how these assumptions might be violated in practice and what the implications would be.
- The authors should reflect on the scope of the claims made, e.g., if the approach was only tested on a few datasets or with a few runs. In general, empirical results often depend on implicit assumptions, which should be articulated.
- The authors should reflect on the factors that influence the performance of the approach. For example, a facial recognition algorithm may perform poorly when image resolution is low or images are taken in low lighting. Or a speech-to-text system might not be used reliably to provide closed captions for online lectures because it fails to handle technical jargon.
- The authors should discuss the computational efficiency of the proposed algorithms and how they scale with dataset size.
- If applicable, the authors should discuss possible limitations of their approach to address problems of privacy and fairness.
- While the authors might fear that complete honesty about limitations might be used by reviewers as grounds for rejection, a worse outcome might be that reviewers discover limitations that aren't acknowledged in the paper. The authors should use their best judgment and recognize that individual actions in favor of transparency play an important role in developing norms that preserve the integrity of the community. Reviewers will be specifically instructed to not penalize honesty concerning limitations.

3. Theory Assumptions and Proofs

Question: For each theoretical result, does the paper provide the full set of assumptions and a complete (and correct) proof?

Answer: [NA]

Justification: Our work experimentally discovered a valuable mechanism in large language models, and has not yet involved theory proofs.

Guidelines:

- The answer NA means that the paper does not include theoretical results.
- All the theorems, formulas, and proofs in the paper should be numbered and cross-referenced.
- All assumptions should be clearly stated or referenced in the statement of any theorems.
- The proofs can either appear in the main paper or the supplemental material, but if they appear in the supplemental material, the authors are encouraged to provide a short proof sketch to provide intuition.
- Inversely, any informal proof provided in the core of the paper should be complemented by formal proofs provided in appendix or supplemental material.
- Theorems and Lemmas that the proof relies upon should be properly referenced.

4. Experimental Result Reproducibility

Question: Does the paper fully disclose all the information needed to reproduce the main experimental results of the paper to the extent that it affects the main claims and/or conclusions of the paper (regardless of whether the code and data are provided or not)?

Answer: [Yes]

Justification: We report the detail of experimental setting in § 4.1. And our code and data are included in the supplementary material and will be made publicly available after the paper is accepted.

Guidelines:

- The answer NA means that the paper does not include experiments.
- If the paper includes experiments, a No answer to this question will not be perceived well by the reviewers: Making the paper reproducible is important, regardless of whether the code and data are provided or not.
- If the contribution is a dataset and/or model, the authors should describe the steps taken to make their results reproducible or verifiable.
- Depending on the contribution, reproducibility can be accomplished in various ways. For example, if the contribution is a novel architecture, describing the architecture fully might suffice, or if the contribution is a specific model and empirical evaluation, it may be necessary to either make it possible for others to replicate the model with the same dataset, or provide access to the model. In general, releasing code and data is often one good way to accomplish this, but reproducibility can also be provided via detailed instructions for how to replicate the results, access to a hosted model (e.g., in the case of a large language model), releasing of a model checkpoint, or other means that are appropriate to the research performed.
- While NeurIPS does not require releasing code, the conference does require all submissions to provide some reasonable avenue for reproducibility, which may depend on the nature of the contribution. For example
 - (a) If the contribution is primarily a new algorithm, the paper should make it clear how to reproduce that algorithm.
 - (b) If the contribution is primarily a new model architecture, the paper should describe the architecture clearly and fully.
 - (c) If the contribution is a new model (e.g., a large language model), then there should either be a way to access this model for reproducing the results or a way to reproduce the model (e.g., with an open-source dataset or instructions for how to construct the dataset).
 - (d) We recognize that reproducibility may be tricky in some cases, in which case authors are welcome to describe the particular way they provide for reproducibility. In the case of closed-source models, it may be that access to the model is limited in some way (e.g., to registered users), but it should be possible for other researchers to have some path to reproducing or verifying the results.

5. Open access to data and code

Question: Does the paper provide open access to the data and code, with sufficient instructions to faithfully reproduce the main experimental results, as described in supplemental material?

Answer: [Yes]

Justification: Our code and data are included in the supplementary material and will be made publicly available after the paper is accepted.

Guidelines:

- The answer NA means that paper does not include experiments requiring code.
- Please see the NeurIPS code and data submission guidelines (<https://nips.cc/public/guides/CodeSubmissionPolicy>) for more details.
- While we encourage the release of code and data, we understand that this might not be possible, so “No” is an acceptable answer. Papers cannot be rejected simply for not including code, unless this is central to the contribution (e.g., for a new open-source benchmark).
- The instructions should contain the exact command and environment needed to run to reproduce the results. See the NeurIPS code and data submission guidelines (<https://nips.cc/public/guides/CodeSubmissionPolicy>) for more details.
- The authors should provide instructions on data access and preparation, including how to access the raw data, preprocessed data, intermediate data, and generated data, etc.
- The authors should provide scripts to reproduce all experimental results for the new proposed method and baselines. If only a subset of experiments are reproducible, they should state which ones are omitted from the script and why.

- At submission time, to preserve anonymity, the authors should release anonymized versions (if applicable).
- Providing as much information as possible in supplemental material (appended to the paper) is recommended, but including URLs to data and code is permitted.

6. Experimental Setting/Details

Question: Does the paper specify all the training and test details (e.g., data splits, hyper-parameters, how they were chosen, type of optimizer, etc.) necessary to understand the results?

Answer: [Yes]

Justification: We report the detail of experimental setting in § 4.1. And our code and data are included in the supplementary material and will be made publicly available after the paper is accepted.

Guidelines:

- The answer NA means that the paper does not include experiments.
- The experimental setting should be presented in the core of the paper to a level of detail that is necessary to appreciate the results and make sense of them.
- The full details can be provided either with the code, in appendix, or as supplemental material.

7. Experiment Statistical Significance

Question: Does the paper report error bars suitably and correctly defined or other appropriate information about the statistical significance of the experiments?

Answer: [Yes]

Justification: We calculate the statistical significance for the main experimental results in § 4.3, our method significance outperform all compared baselines.

Guidelines:

- The answer NA means that the paper does not include experiments.
- The authors should answer "Yes" if the results are accompanied by error bars, confidence intervals, or statistical significance tests, at least for the experiments that support the main claims of the paper.
- The factors of variability that the error bars are capturing should be clearly stated (for example, train/test split, initialization, random drawing of some parameter, or overall run with given experimental conditions).
- The method for calculating the error bars should be explained (closed form formula, call to a library function, bootstrap, etc.)
- The assumptions made should be given (e.g., Normally distributed errors).
- It should be clear whether the error bar is the standard deviation or the standard error of the mean.
- It is OK to report 1-sigma error bars, but one should state it. The authors should preferably report a 2-sigma error bar than state that they have a 96% CI, if the hypothesis of Normality of errors is not verified.
- For asymmetric distributions, the authors should be careful not to show in tables or figures symmetric error bars that would yield results that are out of range (e.g. negative error rates).
- If error bars are reported in tables or plots, The authors should explain in the text how they were calculated and reference the corresponding figures or tables in the text.

8. Experiments Compute Resources

Question: For each experiment, does the paper provide sufficient information on the computer resources (type of compute workers, memory, time of execution) needed to reproduce the experiments?

Answer: [Yes]

Justification: We report the compute resources in § 4.1.

Guidelines:

- The answer NA means that the paper does not include experiments.
- The paper should indicate the type of compute workers CPU or GPU, internal cluster, or cloud provider, including relevant memory and storage.
- The paper should provide the amount of compute required for each of the individual experimental runs as well as estimate the total compute.
- The paper should disclose whether the full research project required more compute than the experiments reported in the paper (e.g., preliminary or failed experiments that didn't make it into the paper).

9. Code Of Ethics

Question: Does the research conducted in the paper conform, in every respect, with the NeurIPS Code of Ethics <https://neurips.cc/public/EthicsGuidelines>?

Answer: [Yes]

Justification: We have read the NeurIPS code of ethics and conducted in the paper conform.

Guidelines:

- The answer NA means that the authors have not reviewed the NeurIPS Code of Ethics.
- If the authors answer No, they should explain the special circumstances that require a deviation from the Code of Ethics.
- The authors should make sure to preserve anonymity (e.g., if there is a special consideration due to laws or regulations in their jurisdiction).

10. Broader Impacts

Question: Does the paper discuss both potential positive societal impacts and negative societal impacts of the work performed?

Answer: [NA]

Justification: Our work only involves pure research data and has no social impact.

Guidelines:

- The answer NA means that there is no societal impact of the work performed.
- If the authors answer NA or No, they should explain why their work has no societal impact or why the paper does not address societal impact.
- Examples of negative societal impacts include potential malicious or unintended uses (e.g., disinformation, generating fake profiles, surveillance), fairness considerations (e.g., deployment of technologies that could make decisions that unfairly impact specific groups), privacy considerations, and security considerations.
- The conference expects that many papers will be foundational research and not tied to particular applications, let alone deployments. However, if there is a direct path to any negative applications, the authors should point it out. For example, it is legitimate to point out that an improvement in the quality of generative models could be used to generate deepfakes for disinformation. On the other hand, it is not needed to point out that a generic algorithm for optimizing neural networks could enable people to train models that generate Deepfakes faster.
- The authors should consider possible harms that could arise when the technology is being used as intended and functioning correctly, harms that could arise when the technology is being used as intended but gives incorrect results, and harms following from (intentional or unintentional) misuse of the technology.
- If there are negative societal impacts, the authors could also discuss possible mitigation strategies (e.g., gated release of models, providing defenses in addition to attacks, mechanisms for monitoring misuse, mechanisms to monitor how a system learns from feedback over time, improving the efficiency and accessibility of ML).

11. Safeguards

Question: Does the paper describe safeguards that have been put in place for responsible release of data or models that have a high risk for misuse (e.g., pretrained language models, image generators, or scraped datasets)?

Answer: [NA]

Justification: Our work poses no such risks.

Guidelines:

- The answer NA means that the paper poses no such risks.
- Released models that have a high risk for misuse or dual-use should be released with necessary safeguards to allow for controlled use of the model, for example by requiring that users adhere to usage guidelines or restrictions to access the model or implementing safety filters.
- Datasets that have been scraped from the Internet could pose safety risks. The authors should describe how they avoided releasing unsafe images.
- We recognize that providing effective safeguards is challenging, and many papers do not require this, but we encourage authors to take this into account and make a best faith effort.

12. Licenses for existing assets

Question: Are the creators or original owners of assets (e.g., code, data, models), used in the paper, properly credited and are the license and terms of use explicitly mentioned and properly respected?

Answer: [Yes]

Justification: Our experiments use open data sets and strictly cite and comply with licenses.

Guidelines:

- The answer NA means that the paper does not use existing assets.
- The authors should cite the original paper that produced the code package or dataset.
- The authors should state which version of the asset is used and, if possible, include a URL.
- The name of the license (e.g., CC-BY 4.0) should be included for each asset.
- For scraped data from a particular source (e.g., website), the copyright and terms of service of that source should be provided.
- If assets are released, the license, copyright information, and terms of use in the package should be provided. For popular datasets, paperswithcode.com/datasets has curated licenses for some datasets. Their licensing guide can help determine the license of a dataset.
- For existing datasets that are re-packaged, both the original license and the license of the derived asset (if it has changed) should be provided.
- If this information is not available online, the authors are encouraged to reach out to the asset's creators.

13. New Assets

Question: Are new assets introduced in the paper well documented and is the documentation provided alongside the assets?

Answer: [NA]

Justification: Our work does not release new assets.

Guidelines:

- The answer NA means that the paper does not release new assets.
- Researchers should communicate the details of the dataset/code/model as part of their submissions via structured templates. This includes details about training, license, limitations, etc.
- The paper should discuss whether and how consent was obtained from people whose asset is used.
- At submission time, remember to anonymize your assets (if applicable). You can either create an anonymized URL or include an anonymized zip file.

14. Crowdsourcing and Research with Human Subjects

Question: For crowdsourcing experiments and research with human subjects, does the paper include the full text of instructions given to participants and screenshots, if applicable, as well as details about compensation (if any)?

Answer:[NA]

Justification: Our work does not involve crowdsourcing nor research with human subjects.

Guidelines:

- The answer NA means that the paper does not involve crowdsourcing nor research with human subjects.
- Including this information in the supplemental material is fine, but if the main contribution of the paper involves human subjects, then as much detail as possible should be included in the main paper.
- According to the NeurIPS Code of Ethics, workers involved in data collection, curation, or other labor should be paid at least the minimum wage in the country of the data collector.

15. Institutional Review Board (IRB) Approvals or Equivalent for Research with Human Subjects

Question: Does the paper describe potential risks incurred by study participants, whether such risks were disclosed to the subjects, and whether Institutional Review Board (IRB) approvals (or an equivalent approval/review based on the requirements of your country or institution) were obtained?

Answer: [NA]

Justification: Our work does not involve crowdsourcing nor research with human subjects.

Guidelines:

- The answer NA means that the paper does not involve crowdsourcing nor research with human subjects.
- Depending on the country in which research is conducted, IRB approval (or equivalent) may be required for any human subjects research. If you obtained IRB approval, you should clearly state this in the paper.
- We recognize that the procedures for this may vary significantly between institutions and locations, and we expect authors to adhere to the NeurIPS Code of Ethics and the guidelines for their institution.
- For initial submissions, do not include any information that would break anonymity (if applicable), such as the institution conducting the review.