
Accessing Higher Dimensions for Unsupervised Word Translation

Anonymous Author(s)

Affiliation

Address

email

Abstract

The striking ability of unsupervised word translation has been demonstrated with the help of word vectors / pretraining; however, they require large amounts of data and usually fails if the data come from different domains. We propose *coocmap*, a method that can use either high-dimensional co-occurrence counts or their lower-dimensional approximations. Freed from the limits of low dimensions, we show that relying on low-dimensional vectors and their incidental properties miss out on better denoising methods and useful world knowledge in high dimensions, thus stunting the potential of the data. Our results show that unsupervised translation can be achieved more easily and robustly than previously thought – less than 80MB and minutes of CPU time is required to achieve over 50% accuracy for English to Finnish, Hungarian, and Chinese translations when trained on similar data; even under domain mismatch, we show *coocmap* still works fully unsupervised on English NewsCrawl to Chinese Wikipedia and English Europarl to Spanish Wikipedia, among others. These results challenge prevailing assumptions on the necessity and advantages of low-dimensional vectors, and suggest that similarly processed co-occurrences can outperform dense vectors on other tasks too.

1 Introduction

The ability to translate words from one language to another without any parallel data nor supervision has been demonstrated in recent works (Lample et al., 2018b; Artetxe et al., 2018, ...), has long been attempted (Rapp, 1995; Ravi and Knight, 2011, ...), and promises to provide empirical answers to scientific questions about language grounding (Bender and Koller, 2020; Søgaard, 2023). However, this striking phenomenon has only been demonstrated with the help of pretrained word vectors or transformer models recently, lending further support to the necessity and superiority of low-dimensional representations. In this work, we develop and test *coocmap*¹ for unsupervised word translation using only simple co-occurrence statistics easily computed from raw data. *coocmap* is inspired by and based on *vecmap* (Artetxe et al., 2018), but using co-occurrences statistics in place of low-dimensional vectors. The greedy and deterministic *coocmap* establishes the most direct route from raw data to the striking phenomenon of unsupervised word translation, and shows that pretrained vectors are unnecessary.

More surprisingly, *coocmap* greatly improves the data efficiency and robustness over the baseline of *vecmap*-fasttext, showing that relying on low-dimensional vectors is not only unnecessary but also inferior. With *coocmap*, 10–40MB of text data and a few minutes of CPU time is sufficient to achieve unsupervised word translation if the training corpora are in the same domain (e.g. both on Wikipedia, Figure 1). For context, this is less than the data used by Brown et al. (1993) to train IBM word alignment models. On cases that were reported not to work using unsupervised methods by Søgaard et al. (2018), we confirm their findings that using fasttext (Bojanowski et al., 2017) vectors

¹code released in supplementary material

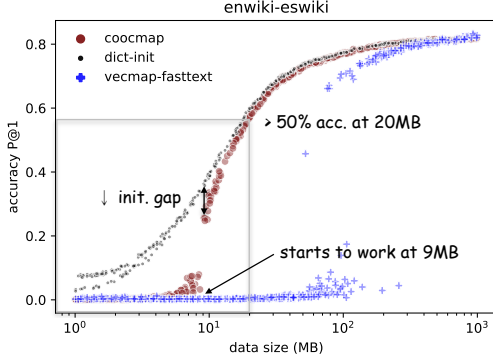


Figure 1: Our results focus on the data requirements as we varying the amount and domains of data. The unsupervised accuracy increases quickly with a sharp starting point and this can happen surprisingly early (~ 10 MB here), reaching $>50\%$ by 20MB. As data increases, supervised initialization with ground-truth dictionary (dict-init) does not make much difference as shown by the vanishing initialization gap. vecmap-fasttext needs more data and is less stable.

indeed fails, while coocmap solved many of these cases with very little data as well. For our main results, we show that less similar language pairs such as English to Hungarian, Finnish and Chinese posed no difficulty and also start to work with 10MB of data for Hungarian, 30MB of data for Finnish and 20MB of data for Chinese. The hardest case of training with domain mismatch (e.g. Wikipedia vs. NewsCrawl or Europarl) is generally reported not to work (Marchisio et al., 2020) especially for dissimilar languages. After aggressively discarding some information using clip and drop, coocmap works on English to Hungarian and Chinese, significantly outperforming vectors, which do not work.

These results challenge the conventional wisdom ever since word vectors proved their worth both for cross-lingual applications (Ruder et al., 2019) and more generally where a popular textbook claims *dense vectors work better in every NLP task than sparse vectors* (Jurafsky and Martin, 2023, 6.8). We discuss reasons that disadvantage low-dimensional vectors unless compression is the goal, which is far more intuitive than the conventional wisdom that *dense vectors are both smaller and perform better*. For vectors to perform, they must have nice linear-algebraic properties (Mikolov et al., 2013c,b), successfully denoise the data, while still retain enough useful information. The linear algebraic and denoising properties are *incidental*, since they are not part of the training objective but are a consequence of being in low dimensions. These incidental properties come in conflict with the actual training objective to retain more information as dimension increases, leaving a small window of opportunity for success. The incidental denoising we get from having low dimensions, while interesting and sufficient in easy cases, is actually suboptimal and worse than the more intentional denoising in high-dimensions used by coocmap. Furthermore, without the need to have low dimensions, coocmap can access useful information in higher dimensions. The higher dimensions contain knowledge such as *portland-oregon*, *cbs-60 minutes*, *molecular-weight*, *luisiana-purchase*, *tokyo-1964* that tend to be lost in lower dimensions. We speculate that similarly processed co-occurrences would outperform low-dimensional vectors in other tasks too, especially if the natural but incidental robustness of vectors is not enough.

2 Problem formulation

This word translation task is also called lexicon or dictionary induction in the literature. The task is to translate words in one language to another (e.g. *hello* to *bonjour* in French) and is evaluated for accuracy (precision@1) on translations of specific words in a reference dictionary. We do this fully unsupervised, meaning we do not use any seed dictionary or character information. Let the datasets D_1 and D_2 be sequences of words from the vocabulary sets V_1, V_2 . Since we do not use character information, we may refer to vocabulary by their integer indices $V = [1, 2, \dots]$ for convenience. We would like to find mapping from V_1 to V_2 based on statistics of the datasets. In particular, we consider the window model where the sequential data is reduced to pairwise co-occurrences over context windows of a fixed size m . The word-context co-occurrence matrix $\text{Co} \in \mathbb{R}^{|V| \times |V|}$ counts the number of times word w occurs in the context of c , over a window of some size m

$$\text{Co}(w, c) = \sum_{i=1}^{|D|} \sum_{-m \leq j \leq m, j \neq 0} \mathbb{I}[w_i = w, w_{i+j} = c] \quad (1)$$

where w_i is the i -th word of the dataset D . The matrix Co is the sufficient statistics of the popular word2vec (Mikolov et al., 2013a,c) and fasttext (Bojanowski et al., 2017), which use the same

75 co-occurrence information, including additional objectives not explicit in the loss function:

$$\ell(\theta) = \sum_{i=1}^{|D|} \sum_{-m \leq j \leq m, j \neq 0} \log_{\theta} p(w_{i+j}|w_i). \quad (2)$$

76 For word translation, we obtain Co_1 and Co_2 from the two languages D_1 and D_2 separately.

77 **Multilingual distributional hypothesis.** If words are characterized by its co-occurents (Harris,
78 1954), then translated words will keep their translated co-occurents. In more precise notation, let
79 $(s_1, t_1), (s_2, t_2), \dots, (s_n, t_n)$ be n pairs of translated words, then for translation (s, t)

$$X[s, s_1], X[s, s_2], \dots, X[s, s_n] \sim Z[t, t_1], Z[t, t_2], \dots, Z[t, t_n],$$

80 for association matrices $X = K(\text{Co}_1)$, $Z = K(\text{Co}_2)$. While intuitive, this is not known to work
81 unsupervised nor with minimal supervision. Rapp (1995) presents evidence and correctly speculates
82 that there may be sufficient signal. Fung (1997); Rapp (1999) used a initial dictionary to successfully
83 expand the vocabulary further using a mutual information based association matrix. Alvarez-Melis
84 and Jaakkola (2018) operates on an association matrix generated from word vectors.

85 **Isomorphism of word vectors.** Despite the clear motivation in the association space, unsupervised
86 translation was first shown to work in vector space, where a linear mapping between the vector spaces
87 corresponds to word translation. This is called (approximate) *isomorphism* (Ruder et al., 2019). If
88 s translate to t , and X_s, Z_t are their vectors, then $X_s W \sim Z_t$ where W can be a rotation matrix,
89 and the association metric can be cosine-distance, often after applying normalizations to raw word
90 vectors. Successful methods solve this problem using adversarial learning (Lample et al., 2018b) or
91 heuristic initialization and iterative refinement (Artetxe et al., 2018; Hoshen and Wolf, 2018), among
92 others (Zhang et al., 2017).

93 3 Method

94 We aim for simplicity in coocmap, and all steps consists of discrete optimization by arranging
95 columns of X or measuring distances between rows of X where X is the association matrix based
96 on co-occurences (and Z for the other language). Almost all operations of coocmap has an analog
97 in vecmap and we will describe both of them for clarity. There are two main steps in both methods,
98 finding best matches and measuring cdist pairwise distances. Each row of X corresponds to a word
99 for both vecmap and coocmap and are inputs to cdist. vecmap finds a rotation W that best match
100 given row vectors $X[s, :]$ and $Z[t, :]$ for $s = [s_1, s_2, \dots, s_n] \in V_1^n$ and $t = [t_1, t_2, \dots, t_n] \in V_2^n$.
101 For coocmap, instead of solving for W , we just re-arrange the columns of the association matrix with
102 indices s, t directly to get $X[:, s], Z[:, t]$ where the columns of X are words too.²

Algorithm 1 coocmap search

$X \in \mathbb{R}^{|V_1| \times |V_1|}, Z \in \mathbb{R}^{|V_2| \times |V_2|};$

Input s, t **Output** s, t

repeat

$D = \text{cdist}(X[:, s], Z[:, t])$

$s, t = \text{match}(D)$

until no more improvement

Algorithm 2 vecmap search

$X \in \mathbb{R}^{|V_1| \times d}, Z \in \mathbb{R}^{|V_2| \times d};$

Input s, t **Output** s, t

repeat

$W = \text{solve}(X[s, :], Z[t, :])$

$D = \text{cdist}(XW, Z)$

$s, t = \text{match}(D)$

until no more improvement

104 $\text{cdist}(X, Z)_{ij} = \text{dist}(X_i, Z_j)$ is a function that takes pairwise distances for each row of both
105 inputs and then outputs the results in a matrix. The self-learning loop use the same improvement
106 measurement as in vecmap $\text{mean}_i \max_j (\text{cdist}(i, j))$, but without stochastic search. We explain how
107 to generate X, Z, s, t , and match next.

108 **Measurement.** It is important to normalize before taking measurements, and vecmap normalization
109 consists of normalizing each row to have unit ℓ_2 -norm (unitr), center so each column has 0 mean
110 (centerc), and normalizing rows (unitr) again. For precision,

$$\text{normalize}(Y) := \text{unitr}(\text{centerc}(\text{unitr}(Y))), \quad (3)$$

111 where $\text{centerc}(Y) := Y - \text{sumr}(Y)/r$, $\text{sumr}(Y) := \mathbf{1}^T Y$, and $Y \in \mathbb{R}^{r \times c}$.

²We show a derivation in E on the equivalence of vecmap and coocmap.

112 **coocmap.** The input matrix $X = \text{normalize}(\text{Co}^{\circ \frac{1}{2}})$ is obtained from Co by taking elementwise
 113 square-root then normalize. cdist is the cosine-distance.

114 **vecmap.** From original word vectors X' , we use their normalized versions $X = \text{normalize}(X')$.
 115 For solve($X[s], Z[t]$), we use $\arg \min_{W \in \Omega} \|X[s, :]W - Z[t, :]\|_F$, for rotation matrices Ω . This is
 116 known as the Procrustes problem. cdist is the cosine-distance.

117 **Initialization.** We need the initial input s, t for Algorithms 1 and 2. For the unsupervised initializa-
 118 tion, we follow vecmap’s method based on row-wise sorting. Let $\text{sort_row}(X)$ make each row of X
 119 be sorted independently and $\text{normalize}(X)$ is defined in (3), then

Algorithm 3 unsupervised initialization

120 **Input** X, Z , **Output** D
 $R(Y) := \text{sort_row}(K(Y))$
 $S(Y) := \text{normalize}(R(Y))$
 $D = \text{cdist}(S(X), S(Z))$

vecmap: $X, Z \in \mathbb{R}^{|V| \times |V|}$
 $X = (X'X'^\top)^{\frac{1}{2}}$ for $X' \in \mathbb{R}^{|V| \times d}$

coocmap: $X, Z \in \mathbb{R}^{|V| \times |V|}$
 $X = \text{normalize}(\text{Co}_1^{\circ 1/2})$

121 The first step of vecmap $X = (Y'Y'^\top)^{\frac{1}{2}}$ is actually converting from vector space to the association
 122 space. So it is natural to replace the first step by $\text{normalize}(\text{Co}_1^{\circ 1/2})$ for coocmap.

123 **Matching.** The main problem once we have a distance matrix is to solve a matching problem

$$\min_M \sum_{(i,j) \in M} \text{cdist}(i, j) \quad (4)$$

124 vecmap proposes a simple matching method, where we take $j^* = \arg \min_j \text{cdist}(i, j)$ for each i in
 125 forward matching, and then take $i^* = \arg \min_i \text{cdist}(i, j)$ for each j in backward matching. This
 126 always results in $|V_1| + |V_2|$ matches where words on each side is guaranteed to appear at least once.
 127 For coocmap, there is complete freedom in forming matches i, j and often many words all match
 128 with a single word. As a result, hubness mitigation (Lazaridou et al., 2015) is even more essential
 129 compared to vecmap.

130 While there are many reasonable matching algorithms, we find that Cross-Domain Similarity Local
 131 Scaling (CSLS) (Lample et al., 2018b) was enough to stabilize coocmap. Note that CSLS acts on the
 132 pairwise distances and therefore directly applies to cdist ,

$$\text{csls}(\text{cdist}(i, j)) = \text{cdist}(i, j) - \frac{1}{2k} \left(\sum_{j' \in N_i(k)} \text{cdist}(i, j') + \sum_{i' \in N_j(k)} \text{cdist}(i', j) \right)$$

133 where $N_i(k)$ are the k -nearest neighbors to i according to cdist . We use $\text{csls}(\text{cdist})$ as the input to
 134 (4) in place of cdist . Instead of always preferring the best absolute match, CSLS prefers matches that
 135 stand out relative to the k best alternatives.

136 3.1 Clip and drop

137 This basic coocmap above already works well on the easier cases and these techniques provided small
 138 improvements. However, for difficult cases of training on different domains, clip is essential and drop
 139 gives a final boost that can be large. These operations are aggressive and throws away potentially
 140 useful information just like rank reduction, but we will show that they are far better especially under
 141 domain shifts.

142 **clip.** For clip, we threshold the top and bottom values by percentile. While there are just 2 numbers
 143 for the 2 thresholds, we use two percentiles operations to determine each of them so they are not
 144 dominated by any particular row. Let $r_i = Q_p(X_i)$ be the p th percentile value of the row i of X . We
 145 threshold X at $Q_p(r_1, r_2, \dots, r_{|V|})$, where $p = 1\%$ for lowerbound and $p = 99\%$ for upperbound.
 146 This results in two thresholds for the entire matrix that seem to agree well across languages. For
 147 results on clip, we run coocmap with $X = \text{clip}(\text{normalize}(\text{Co}_1^{\circ 1/2}))$. Intuitively, if words are already
 148 very strongly associated, obsessing over exactly how strongly is not robust across languages and
 149 datasets but can incur large ℓ_2 s. For lowerbound, extremely negatively associated words is clearly not
 150 robust, since the smallest count is 0 and one can always use any two words together. Both bounds
 151 seem to improve over baseline, but the upperbound is the more important one.

drop (head). Drop the $r = 20$ largest singular vectors, i.e. $\text{drop}_r(X) = X - X_r \in \mathbb{R}^{|V| \times |V|}$, where X_r is the rank- r approximation of X by SVD. In the experiments, we first get the solution of s, t from $\text{clip}(\text{normalize}(\text{Co}^{\circ 1/2}))$ then use coocmap on $X = \text{clip}(\text{drop}_r(\text{normalize}(\text{Co}^{\circ 1/2})))$ with s, t as the initial input. Drop was good at getting a final boost from a good solution, but is usually worse than the basic coocmap in obtaining an initial solution. While the dropping top 1 singular vector is discussed by (Mu and Viswanath, 2018; Arora et al., 2017) and popular vectors implicitly drop already (see A), we see more benefits from dropping more and this seems to enable more benefits of the higher dimensions. We show examples in Appendix F in support of this viewpoint.

Truncate (tail). This is the usual rank reduction where $\text{trunc}_r(X) = X_r$ is the best rank- r approximation of X by SVD. We use this for analysis on the effect of rank.

4 Experiments

For the main results, we report accuracy as a function of data size and only show results in the fully unsupervised setting. The accuracy is measured by precision at 1 on the full MUSE dictionary for the given language pair on the 5000 most common words in each language (see Section 6 for limitations). Many results will be shown as scatter plots of accuracy vs. data size, each containing thousands of experiments and more informative than tables. They will capture stability and the qualitative behaviors of the transitional region as the amount of data varies. Each point in the scatter plots represents an experiment where a specific amount of data was taken from the head of the file for training co-occurrence matrices and fasttext vectors with default settings (skipgram, 300 dimension, more in B) for fasttext. coocmap use the same window size as fasttext ($m = 5$), the same CSLS ($k = 10$) and same optimization parameters as vecmap . coocmap does not require additional hyperparameters until we add clip and drop. The same amount of data is taken from both sides unless one side is exhausted. In our experiments, most cases either achieve $> 50\%$ accuracy (i.e. *works*) or near 0 accuracy and has a definite starting point (i.e. *starts to work*). Summary of these results are in Table 1 and we will show details on progressively harder tests.

Methods. we compare these methods for the main results.

- **dict-init:** initialize with the ground truth dictionary then apply coocmap .
- **coocmap:** fully unsupervised coocmap and improvements with **-clip**, **-drop** if needed.
- **vecmap-fasttext:** apply vecmap to 300 dimensional fasttext vectors trained with default settings.
- **vecmap-raw:** apply vecmap to a svd factorization of the co-occurrence matrix. If $\text{Co}^{\circ 1/2} = USV'$, then we use US_r as the word vectors where S_r only keeps top r singular values. $r = 300$.

For dict-init, we initialized using the ground truth dictionary (i.e. initial input s, t to Algorithm 1 are the true evaluation dictionary) and then test on the same dictionary after self-learning. This establishes an upper-bound for the amount of gains possible with a better initialization as long as we are using the basic coocmap measurements and search. After coocmap works stably, their performance coincides, showing very few search failures and the limit of gains from initialization.

We use default parameters for fasttext in this section. This may be unfair to fasttext but better match other results reported in the literature where the default hyperparameters are used or pretrained vectors are downloaded. In Section B, we push on the potential of fasttext more and describe hyperparameters.

Data. We test on these languages paired with English (**en**): Spanish (**es**), French (**fr**), German (**de**), Hungarian (**hu**), Finnish (**fi**) and Chinese (**zh**).

For training data we use Wikipedia (**wiki**), Europarl (**parl**), and NewsCrawl (**news**), processed from the source and removing obvious markups so raw text remains. The data is processed using Huggingface WordLevel tokenizer with whitespace pre-tokenizer and lower-cased first.

wiki (<https://dumps.wikimedia.org/>): Wikipedia downloaded directly from the official dumps (pages-meta-current), extract text using WikiExtractor (Attardi, 2015) and removed `<doc id` tags. We start from the first dump until is $> 1000\text{MB}$ of data for each language and shuffle the combined file. For zh, we also strip away all Latin characters [a-zA-Z] and segment using jieba: <https://github.com/fxsjy/jieba>.

parl (<https://www.statmt.org/europarl/>): Europarl (Koehn, 2005) was shuffled after downloading since this is parallel data.

204 **news** (<https://data.statmt.org/news-crawl/>): NewsCrawl 2019.es and was downloaded and used
 205 as is. For 2018-2022.hu and 2018.en, we striped meta data by `grep -v` on `http`, `trackingCode`
 206 and `{` after which a small random sample does not obviously contain more meta data. This removed
 207 over 35% from hu news and 0.1% from en.

208 For evaluation data, we use the *full* MUSE dictionaries for these language pairs. This allows for a
 209 more stable evaluation given our focus on qualitative behaviors, but at a cost of being less comparable
 210 to previous results.

source	target	start	start'	works
enwiki	eswiki	9	70	20
enwiki	frwiki	10	80	30
enwiki	zhwiki	14	700	50
enwiki	dewiki	20	200	70
enparl	huparl	8	—	20
enparl	fiparl	30	—	80
Domain mismatch				
source	target	start	start'	works
enwiki	esnews	30	—	70
enwiki	hunews	140	—	600
enwiki	esparl	500	—	500
ennews	zhwiki	800	—	800
enwiki	huparl	—	—	—
enwiki	fiparl	—	—	—

Table 1: Summary of data requirements for coocmap in **MB** (1e6 bytes). **start**: when coocmap starts to work, **start'**: when vecmap-fasttext baseline starts to work (check Figure 2 to see that **start** is clear), — denotes failure for the whole range; **works**: when coocmap reaches 50% accuracy. Readings are rounded up to the next tick of the log plot, or 1.4 if less than the middle of 1 and 2. The same amount of data is used on both source and target sides, unless one side is used up (e.g. 100MB of huparl or 300MB of esparl). There are less than 0.2 **million tokens per MB** in all datasets, ranging from 0.13 in fiparl, 0.19 in zhwiki and 0.20 for ennews.

211 4.1 Same domain of data

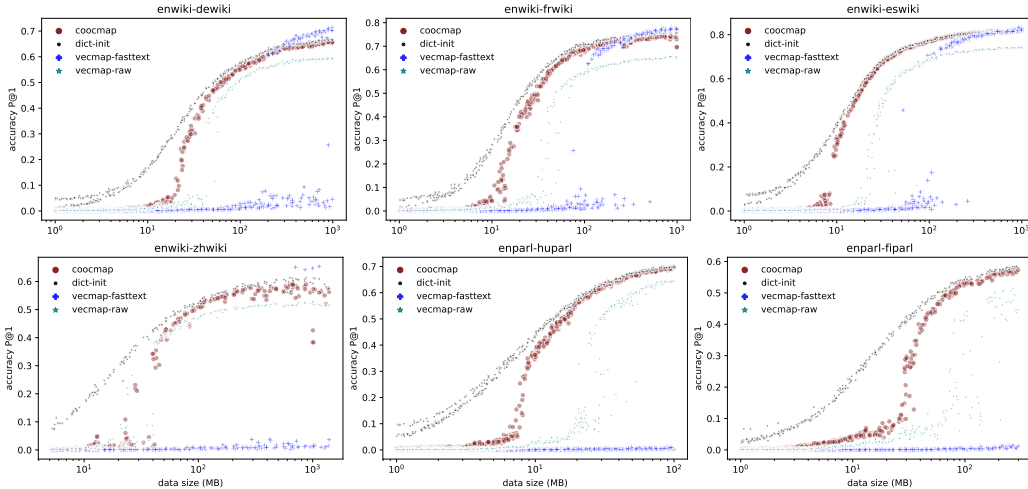


Figure 2: accuracy vs. datasize where the source data and target data are in the same domain, either both Wikipedia, or both Europarl (enparl-huparl, and enparl-fiparl). These cases are easy for coocmap but sometimes failed for vecmap-fasttext or required more data.

212 **Similar languages.** To establish some baselines, we start with the easy settings where everything
 213 eventually works. Figure 2 shows that coocmap starts to work at around 10MB of data while vecmap
 214 trained on fasttext only starts to work once there are over 100MB of data. The transitional region
 215 is fairly sharp, and coocmap works reliably on each language pair with around 100MB of data,
 216 and vecmap with fastText also mostly works once there is around 100MB of data. vecmap-fasttext
 217 eventually outperforms coocmap after it was trained on >100MB of data.

218 **Less similar languages.** For hard cases from (Søgaard et al., 2018), all of which were reported not
 219 to work using MUSE (Lample et al., 2018b) using fastText vectors. Here, we confirm that vecmap
 220 and fastText vectors also do not work on default settings. However, these are not even challenging to
 221 the basic coocmap where all cases started to work with less than 30MB of data.

For the small but clean Europarl data, we tested on English to Finnish (fi) and Hungarian (hu). As shown in Figure 2, coocmap started to work at 9MB for hu and 30MB for fi. It finished the transition region when we used all 300MB of en-fi and 100MB of en-hu. vecmap-fasttext has yet to work, agreeing with the results of Søgaard et al. (2018). However, since vecmap-raw using simple SVD worked, it was surprising that fasttext did not. Indeed, decreasing the dimension to 100 from 300 enables vecmap-fasttext to start working at 50MB of data for enparl-huparl (vs 8MB for coocmap, Figure 6).

Next result is on English to Chinese (zh), where both are trained on Wikipedia. coocmap had a bit more instability vecmap-fasttext also sometimes works with around 1GB of data. The more robust version of coocmap-clip and drop is completely stable, and begin to work with less than 20MB of data.

4.2 Under domain mismatch.

The most difficult case for unsupervised word translation is when data from different domains are used for each language (Søgaard et al., 2018; Marchisio et al., 2020). The original vecmap of Artetxe et al. (2018) was tested on different types of crawls (WacKy, NewsCrawl, Common Crawl) which did not work in previous methods. Marchisio et al. (2022b) show that vecmap also failed for NewsCrawl to Common Crawl on harder languages. We test on Wikipedia to NewsCrawl and Europarl and see successes on enwiki-esnews, enwiki-hunews, and ennews-zhwiki, **enparl-eswiki** before finally failing on enwiki-fiparl and enwiki-huparl. See Figure 3.

On **enwiki-esnews**, where ~ 100 MB of data was required to reach 50%, though the basic coocmap becomes unstable and all vecmap or fasttext based methods failed to work at all. However, clip and drop not only stabilizes this but enabled it start to work at 40MB of data.

On **enwiki-hunews**, coocmap mostly fails but get 5% accuracy with above 100MB of data. Impressively, clip and drop fully solves this problem as well, but even clip has a bit of instability, reaching 50% accuracy at 600MB of data.

On **ennews-zhwiki**, coocmap fails completely without clip and drop, and even then requires more data than before. Finally it works and reaching over 50% accuracy around 800MB. In C, we show the data still has higher potential, where truncating to 2000 dimensions enables ennews-zhwiki to work with 300MB or even 100MB of data, though still not reliably.

For more extreme domain mismatch, we test **enparl-eswiki**. In addition to being small, Europarl contains only parliamentary proceedings which has a distinct style and limited range of topics, to our surprise this also worked with 295MB of enparl, and 500MB from eswiki, reaching a final accuracy of 70% suddenly, although basic coocmap also showed no sign of working. All methods failed for enwiki-fiparl and enwiki-huparl in the range limited by Europarl (300MB for fiparl and 90MB for huparl) with up to 1GB of enwiki, reaching the end of our testing.

5 Analysis: why coocmap outperformed dense vectors

These main results show that high-dimensional coocmap is more data efficient and significantly more robust than the popular low-dimensional word vectors fasttext/word2vec, which contract prevailing assumptions that vectors are superior and necessary to enable unsupervised translation among other tasks. Ruder et al. (2019) states “word embeddings enables” various interesting cross-lingual phenomena. For unsupervised dictionary induction, landmark papers (Lample et al., 2018a; Artetxe et al., 2018) needed vectors and even methods that *must* use a $|V| \times |V|$ input constructed these from low dimensional vectors anyway (Alvarez-Melis and Jaakkola, 2018; Marchisio et al., 2022a). More generally, the popular textbook Jurafsky and Martin (2023, 6.8) states “dense vectors work better in every NLP task than sparse vectors”. Here, we provide natural reasons that disadvantage vectors if we do not mind having higher dimensions.

The conflicting dimensions of vectors. These properties must hold for vectors to work,

1. *Approximate isomorphism*: be able to translate by rotation/linear map
2. *Denoise*: reduce noise and information not robust for the task
3. *Retention*: keep enough information at a given dimension to achieve good performance

By testing the dimension of word vectors in Figure 4, we can see that isomorphism and denoising only holds in low-dimensions. To see this on enwiki-dewiki where fasttext works well, both vecmap-

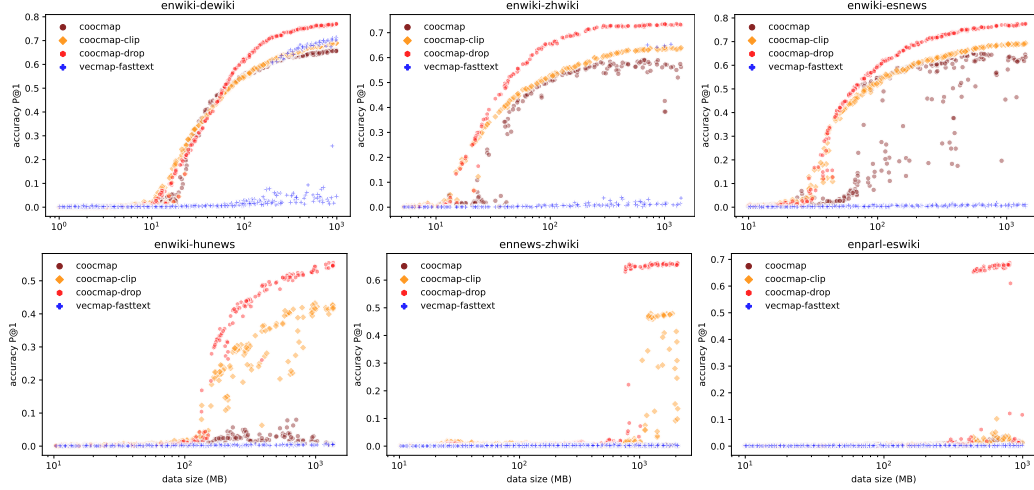


Figure 3: Accuracy vs. data size with clip and drop. Except for enwiki-eswiki and enwiki-zhwiki (top left, top middle), the rest all have domain mismatch where vecmap-fasttext gets ≈ 0 .

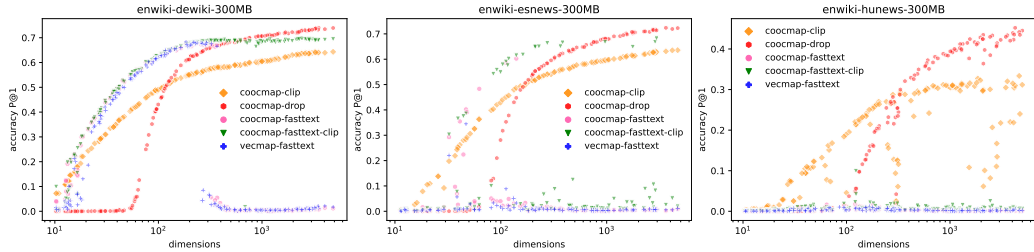


Figure 4: Accuracy vs. **dimension** at 300MB of data. coocmap-clip/drop: $\text{trunc}_d(X)$ by svd, coocmap-fasttext: $X = \text{normalize}((X'X'^T)^{\frac{1}{2}})$ for $X' \in \mathbb{R}^{|V| \times d}$, vecmap-fasttext: $X' \in \mathbb{R}^{|V| \times d}$.

274 fasttext and coocmap-fasttext are better than SVD truncation at low dimensions. Then accuracy
 275 goes to 0 as dimension increases. This is not because vectors fails to retain information, since
 276 coocmap-fasttext-clip works if we apply additional clipping. See B for more testing on the effect
 277 of dimension and other hyperparameters. Notably, lower dimensions have better isomorphism and
 278 denoising, and higher dimensions have better accuracy and retention. This trade off leaves a limited
 279 window for fasttext to work well. Still, selecting a good dimension is sufficient for fasttext vectors to
 280 match the accuracy and data efficiency of coocmap on the easiest cases (en-es, fr, de) and work well
 281 enough on dissimilar languages training on the same domain.

282 Søgaaard et al. (2018) notes similar impact of dimensionality themselves, but without exploring
 283 enough range that would have solved their enparl-huparl and enparl-fiparl tests (with vecmap). Yin
 284 and Shen (2018) argues that optimal dimension may exist because of bias-variance tradeoff. Our
 285 experiments show that coocmap keeps improving with higher dimensions, and they may have been
 286 misled by relying on linear algebraic properties. The unreliability of isomorphism is also noted by
 287 Patra et al. (2019); Marchisio et al. (2022b).

288 **Better denoising in high dimensions.** Domain mismatch is where the vectors struggle the most
 289 regardless of dimension. In the easiest domain mismatch case of enwiki-esnews of Figure 4, vecmap-
 290 fasttext failed whereas coocmap-fasttext-clip worked (though not stably), showing that **clip** helps
 291 even when applied on top of the natural but incidental denoising of vectors.

292 The association matrix of coocmap $\text{normalize}(\text{Co}^{o1/2})$ is also better overall than other choices such
 293 as Mikolov et al. (2013a); Levy and Goldberg (2014); Pennington et al. (2014); Rapp (1995). In A,
 294 we compared to other full-rank association matrices corresponding to popular vectors and show they
 295 also perform worse than coocmap. For instance, the positive pointwise mutual information matrix
 296 (PPMI) of Levy and Goldberg (2014) corresponds to word2vec/fasttext. While it can work with

simple ℓ_2 cdist without normalize and can reach higher accuracy than the basic coocmap if tested on the same domain, it has lower data efficiency and completely fails on the easiest enwiki-esnews with domain mismatch, showing the same behaviors as fasttext. A more aggressive squishing such as $\text{normalize}(\log(1 + \text{Co}))$ works robustly too but is less accurate and less data efficient. Impressively, Rapp (1995) also works fully unsupervised with the prescribed ℓ_1 .

Higher dimensions contain useful information. In all cases, coocmap-clip and coocmap-drop both become more accurate as dimension increases. Under domain mismatch, there is considerable gains above even 1000 dimensions, suggesting that we are losing useful information when going to lower dimensions. For an analysis, we show in F that higher dimensions retains more world knowledge such as *portland-oregon*, *cbs-60 minutes*, *molecular-weight*, *basketball-jordan*, *luisiana-purchase*, *tokyo-1964* and using low dimensional vectors misses out.

6 Discussions

Better vectors exist. We show that it is possible to denoise in high dimensions and do it better than popular vectors. Thus, applying denoising suitable to task, the size/type of training data first before reducing dimension is a more principled ways to train lower dimensional vectors than the current practice of relying on poorly optimizing a supposed objective. In this view, training vectors can just focus on how to best retain information in low dimensions and vectors should just get monotonously better with increasing dimensions and stop at an acceptable loss of information for the task and data.

There is room for improvements for vectors of all dimensions. In Figure 4, fasttext got higher accuracy at low-dimensions when it works whereas SVD on coocmap-drop becomes more accurate with increasing dimension. Without actually constructing the better vectors, it is clear that meaningful improvements are possible: *for any given dimension d , there exists rank- d matrices that can achieve a higher accuracy than the max of all rank- d methods already tested in Figure 4.*

But why vectors? Here is our opinion on why low-dimensional vectors appeared necessary and better beside social reasons. Co-occurrence from real data are “systematically noisy” and violate standard statistical assumptions, however it can be tempting to apply basic statistics such as multinomials and χ^2 on the count data, whereas vectors take away these bad options and allow less principled but better measurements. Statistics says likelihood ratios is the most data efficient: $D(s, t) = \sum_i p(s, i) \log \frac{p(s, i)}{p(t, i)}$, or perhaps the Hellinger distance $H(s, t) = \sum_i ||p(s, i)^{\frac{1}{2}} - p(t, i)^{\frac{1}{2}}||_2^2$ if we want more robustness. Using raw counts or a term like $p \log p$ (super-linear in raw counts) always failed when measuring with the ℓ_2 norm. The likelihood-based method of Ravi and Knight (2011) likely would fail on real data for these reasons. Normalization is a common and crucial element of all working methods but has unclear theoretical basis. The methods of Rapp (1995); Fung (1997); Rapp (1999) were based on statistical principles but with modifications to make normalized measurements. Levy and Goldberg (2014); Pennington et al. (2014) actually proposed better normalization methods too that would equally apply to co-occurrences (Appendix A).

Giving up on statistics and starting from vecmap lead to big improvements, ironic for our attempt to understand unsupervised translation and how exactly vectors enabled it. To prefer empirical tests on intuitive operations instead of believing that we can model natural language data with simple statistics might be another underrated lesson from deep learning. In this work, we give up on statistical modelling without giving up on higher dimensions, which makes available these key tools: large squeezing operations like sqrt, normalizing against a baseline (subtracting means, divide by marginals), contrasting with others during matching (CSLS), clip and drop. With just normalize and CSLS, coocmap would have similar accuracy and higher data efficiency compared to fasttext. Clip made co-occurrences more robust than vectors while also increasing accuracy, showing the possibility of denoising better. Finally, drop enabled some access to the information in higher dimensions and lead to noticeably higher accuracy as dimension increases.

IBM models. coocmap shows that unsupervised word translation would have been possible with the amount of compute and data used to train IBM word alignment models (Brown et al., 1993). While we do not test on the exact en-fr Hansards (LDC), we know it has > 1.3 million sentence pairs from the Parliament of Canada. This can be compared to our Europarl en-hu experiments, which has 0.6 million sentence pairs for a more distant language pair, showing there may not be much additional information from the sentence alignments. coocmap with drop got around 75% accuracy here. Though the compute requirement of coocmap may have been difficult in '93 – by our estimate

en-hu with $|V| = 5000$ probably requires $|V|^3 * 100 \approx 1$ Tera-FLOs, which should have been easy by the early 2000s on computers having Giga-FLOPS.

Limitations. The vocabulary size is a potentially important parameter unexplored in this paper where we used a low 5000 for cleaner/faster experiments. The most expensive step is factorization operations and measuring distances of high dimensional co-occurrences which is $O(|V|^3)$ as opposed to $O(d|V|^2)$ for vectors, though approximations are available with dimension reduction (see E). Having a low vocabulary size may explain why we see little benefit (except in our hardest cases such as C) from the potential denoising effects of truncation. Low-dimensional vectors is more easily scalable to larger vocabulary and can more easily be used by neural models. However, BPE, indexing, truncating vocabulary, multiple window sizes and other alternatives are not explored to better use higher dimensions.

Speculations. As cross-domain is more challenging than just cross-lingual, it is especially likely that our findings may apply in other cross-domain tasks. So we speculate that if co-occurrences are similarly processed without going to low dimensions, they are likely to perform better on other tasks where more robustness is required than the natural robustness of low-dimensions.

Beyond simple vectors, more recent language models may also suffer from low dimensions, which might be why they benefit from retrieval (Khandelwal et al., 2020), where low dimensional vectors may lose too much information for the task.

Broader Impact

For dictionary induction, this work shows it can be done with less data and is more robust to domain mismatch than previously thought. We have a working procedure that is more direct, using less compute, making it more accessible for educational purposes. Unsupervised translation means learning from the statistics of data alone and can make bland and silly mistakes where outputs should not be relied on unless they can be verified.

References

- David Alvarez-Melis and Tommi Jaakkola. 2018. Gromov-wasserstein alignment of word embedding spaces. In *Proc. of EMNLP*, pages 1881–1890.
- Sanjeev Arora, Yingyu Liang, and Tengyu Ma. 2017. A simple but tough-to-beat baseline for sentence embeddings. In *ICLR*.
- Mikel Artetxe, Gorka Labaka, and Eneko Agirre. 2018. A robust self-learning method for fully unsupervised cross-lingual mappings of word embeddings. In *Proc. of ACL*.
- Giuseppe Attardi. 2015. Wikiextractor. <https://github.com/attardi/wikiextractor>.
- Emily M. Bender and Alexander Koller. 2020. Climbing towards NLU: On meaning, form, and understanding in the age of data. In *Proc of ACL*.
- Piotr Bojanowski, Edouard Grave, Armand Joulin, and Tomas Mikolov. 2017. Enriching word vectors with subword information. *Transactions of the ACL*, 5:135–146.
- Peter F. Brown, Stephen A. Della Pietra, Vincent J. Della Pietra, and Robert L. Mercer. 1993. The mathematics of statistical machine translation: Parameter estimation. *Computational Linguistics*.
- Kenneth Ward Church and Patrick Hanks. 1990. Word association norms, mutual information, and lexicography. *Computational Linguistics*, 16(1):22–29.
- Georgiana Dinu, Angeliki Lazaridou, and Marco Baroni. 2015. Improving zero-shot learning by mitigating the hubness problem. In *Proc. of ICLR*.
- Pascale Fung. 1997. Finding terminology translations from non-parallel corpora. *Journal of Visual Languages and Computing*.
- Zellig S. Harris. 1954. Distributional structure. In *Word*, volume 10, page 146–162.
- Yedid Hoshen and Lior Wolf. 2018. Non-adversarial unsupervised word translation. In *Proc. of EMNLP*.
- Dan Jurafsky and James H. Martin. 2023. *Speech and language processing: 3rd Edition*. Draft.
- Urvashi Khandelwal, Omer Levy, Dan Jurafsky, Luke Zettlemoyer, and Mike Lewis. 2020. Generalization through memorization: Nearest neighbor language models. In *ICLR*.

401 Philipp Koehn. 2005. Europarl: A parallel corpus for statistical machine translation. In *Proceedings*
402 *of Machine Translation Summit X: Papers*.

403 Guillaume Lample, Alexis Conneau, Ludovic Denoyer, and Marc’Aurelio Ranzato. 2018a. Unsuper-
404 vised machine translation using monolingual corpora only. In *Proc. of ICLR*.

405 Guillaume Lample, Alexis Conneau, Marc’Aurelio Ranzato, Ludovic Denoyer, and Hervé Jégou.
406 2018b. Word translation without parallel data. In *Proc. of ICLR*.

407 Angeliki Lazaridou, Georgiana Dinu, and Marco Baroni. 2015. Hubness and pollution: Delving into
408 cross-space mapping for zero-shot learning. In *Proc. of ACL*, pages 270–280.

409 Omer Levy and Yoav Goldberg. 2014. Neural word embedding as implicit matrix factorization. In
410 *NIPS*.

411 Kelly Marchisio, Kevin Duh, and Philipp Koehn. 2020. When does unsupervised machine translation
412 work? In *Proceedings of WMT*, pages 571–583.

413 Kelly Marchisio, Ali Saad-Eldin, Kevin Duh, Carey Priebe, and Philipp Koehn. 2022a. Bilingual
414 lexicon induction for low-resource languages using graph matching via optimal transport. In *Proc*
415 *of EMNLP*, pages 2545–2561.

416 Kelly Marchisio, Neha Verma, Kevin Duh, and Philipp Koehn. 2022b. IsoVec: Controlling the
417 relative isomorphism of word embedding spaces. In *Proc of EMNLP*, pages 6019–6033.

418 Tomas Mikolov, Kai Chen, Greg Corrado, and Jeffrey Dean. 2013a. Efficient estimation of word
419 representations in vector space. *arXiv preprint arXiv:1301.3781*.

420 Tomas Mikolov, Quoc V. Le, and Ilya Sutskever. 2013b. Exploiting similarities among languages for
421 machine translation.

422 Tomas Mikolov, Ilya Sutskever, Kai Chen, Gregory S. Corrado, and Jeffrey Dean. 2013c. Distributed
423 representations of words and phrases and their compositionality. In *Proc. of Neurips*.

424 Jiaqi Mu and Pramod Viswanath. 2018. All-but-the-top: Simple and effective postprocessing for
425 word representations. In *ICLR*.

426 Barun Patra, Joel Ruben Antony Moniz, Sarthak Garg, Matthew R. Gormley, and Graham Neubig.
427 2019. Bilingual lexicon induction with semi-supervision in non-isometric embedding spaces. In
428 *Proc. of ACL*.

429 Jeffrey Pennington, Richard Socher, and Christopher D Manning. 2014. GloVe: Global vectors for
430 word representation. In *Proc of EMNLP*.

431 Reinhard Rapp. 1995. Identifying word translations in non-parallel texts. In *Proceedings of the*
432 *Association for Computational Linguistics*.

433 Reinhard Rapp. 1999. Automatic identification of word translations from unrelated English and
434 German corpora. In *Proc. of ACL*.

435 Sujith Ravi and Kevin Knight. 2011. Deciphering foreign language. In *Proc of ACL*.

436 Sebastian Ruder, Ivan Vulic, and Anders Søgaard. 2019. A survey of cross-lingual word embedding
437 models. *Journal of Artificial Intelligence Research*, 65:569–631.

438 Anders Søgaard. 2023. Grounding the vector space of an octopus: Word meaning from raw text.
439 *Minds & Machines*, 33:33–54.

440 Anders Søgaard, Sebastian Ruder, and Ivan Vulić. 2018. On the limitations of unsupervised bilingual
441 dictionary induction. In *Proc. of ACL*.

442 Karl Stratos, Michael Collins, and Daniel Hsu. 2015. Model-based word embeddings from decompo-
443 sitions of count matrices. In *Proc. of ACL*.

444 Zi Yin and Yuanyuan Shen. 2018. On the dimensionality of word embedding. In *Neurips*.

445 Meng Zhang, Yang Liu, Huanbo Luan, and Maosong Sun. 2017. Earth mover’s distance minimization
446 for unsupervised bilingual lexicon induction. In *Proc. of EMNLP*.

447 A Comparison of association matrices

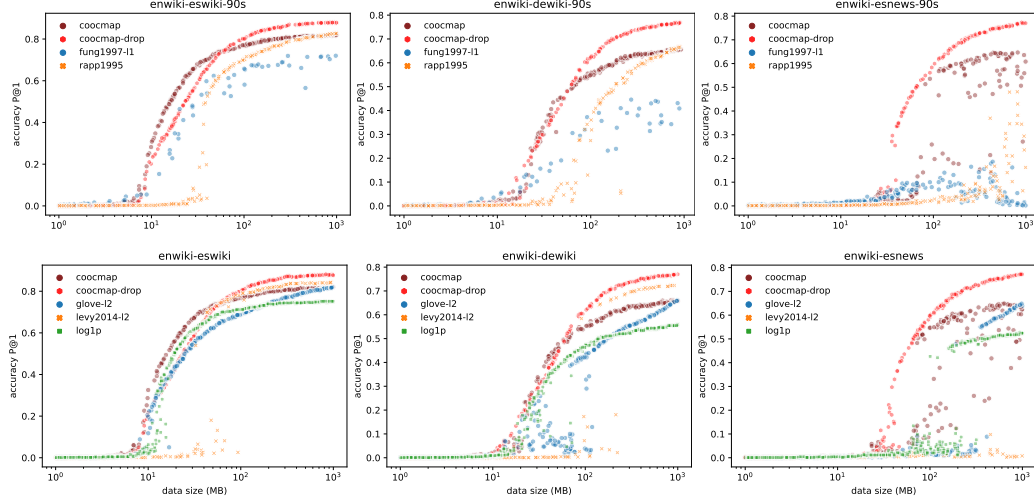


Figure 5: *top*: methods from the 90s, *bottom*: methods from 2010s word2vec and glove.

method	association formula	normalize	cdist
coocmap	$\text{Co}^{\circ 1/2}$	normalize	ℓ_2
log1p	$\log(1 + \text{Co})$	normalize	ℓ_2
Rapp (1995)	$\frac{p(s,i)}{p(s)p(i)}$	ℓ_1	ℓ_1
Fung (1997)	$p(s,i) \log \frac{p(s,i)}{p(s)p(i)}$	ℓ_1	ℓ_1
Levy and Goldberg (2014) / Church and Hanks (1990)	$\max\left(0, \log \frac{p(s,i)}{p(s)p(i)} - \log k\right)$	ℓ_2	ℓ_2
Pennington et al. (2014)	$\log(1 + \text{Co}) - b \cdot \mathbf{1}^\top - 1 \cdot \tilde{b}^\top$	ℓ_2	ℓ_2

448 In Figure 5, we compare to several choices of association method $K(\text{Co})$ and find all of them to
449 be worse than $\text{Co}^{\circ 1/2}$ plus normalize overall, and the two popular methods from 2010s are better
450 than the two methods from 1990s. These methods all perform normalization by factoring out the
451 marginals one way or another.

452 Besides the association matrices themselves, we match them with their best normalization method
453 from normalize, ℓ_1, ℓ_2 . We report ℓ_2 rather than normalize for Levy and Goldberg (2014); Penning-
454 ton et al. (2014) which proposed their own normalization. In all these cases, normalize gave almost
455 identical results as ℓ_2 , showing their own normalization was sufficient. normalize corresponds to ℓ_2
456 cdist since it did ℓ_2 normalization as the last step in (3). We use $p(s, i) = \text{Co}(s, i) / \sum_{s', i'} \text{Co}(s', i')$
457 when a probability was required.

458 On the top of Figure 5, we compare Rapp (1995); Fung (1997) from the 90s specifically designed
459 for dictionary induction as well. Impressively, Rapp (1995) also performed well using ℓ_1 distance
460 as prescribed, where it even started to work on enwiki-esnews. Fung (1997) did not work with the
461 prescribed ℓ_2 criteria (not shown) but worked with ℓ_1 as well. We think Rapp (1999) is similar to our
462 modification of Fung (1997) with ℓ_1 , which contains its most important term. However, using ℓ_1 lead
463 to lower data efficiency and lower accuracy in methods that also work with ℓ_2 .

464 On bottom of Figure 5, we compare two popular association matrices from the 2010s. Notably, the
465 positive PMI of (Levy and Goldberg, 2014) corresponds to word2vec/fasttext, and actually has similar
466 performance characteristics as fasttext, where both reach higher accuracy than coocmap on easy cases
467 but has lower data efficiency and fails on enwiki-esnews. Other methods that use normalize on log
468 also worked for enwiki-esnews. Of these, coocmap has the highest accuracy. Levy and Goldberg
469 (2014) achieved higher accuracy while Pennington et al. (2014) worked on enwiki-esnews. The
470 normalization proposed in both methods achieved almost identical results with ℓ_2 as with normalize.
471 ℓ_1 also worked on them but clearly worse and has less data efficiency (not shown).

Pennington et al. (2014) did not specify what the biases b should be, instead just leaving them to gradient optimization, we picked them to subtract out the mean of logs whereas PMI would subtract the log of means. $\text{Co}^{0.1/2}$ was also tested by Stratos et al. (2015) and found to be favourable. We also did not find the shifted PPMI to be better than the basic PPMI of Church and Hanks (1990).

B Improving fasttext

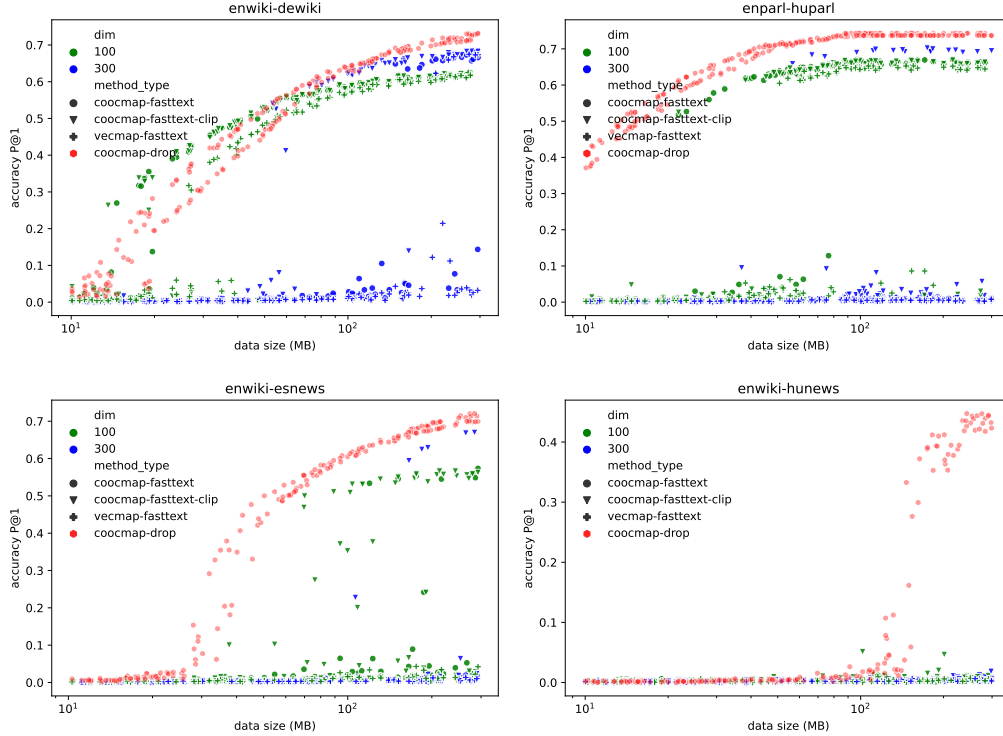


Figure 6: Improving fasttext with hyperparameter and clipping. Drop was set to $\min(20, 20 \frac{d}{400})$ resulting in a double curve since $d = 100, 300$ were both used.

In the main results, we used default parameters, where the important ones were skigram, lr: 0.05, dim: 300, epoch: 5. In analysis section, we improve fasttext further by tuning dimension, learning rate and epoch number, then by using coocmap, clip and drop. The effect of dimension has been specifically explored in Figure 4. Here we show how 100 dimension and 300 dimensions as we vary with the size of data – 100-dim tend to be more data efficient whereas 300-dim tend to reach higher performance. The learning rate was slowed as $0.1(d/50)^{-1/2}$ to account for observed instability in higher dimensions. The epoch was increased to $5 \times (300/|D|)^{1/2}$ for data size D in MB to run more epoch on smaller data size. We did not observe too much difference between this and default parameters beyond stabilizing higher dimensions.

vecmap-fasttext only fully works for the two cases with no domain mismatch – enwiki-dewiki and enparl-huparl. In contrast, coocmap-fasttext show that fasttext contains the information to tackle harder cases of enwiki-esnews, showing that while fasttext is retaining the necessary information, it does not have the necessary linear algebraic property for vecmap to work. On enparl-huparl, vecmap-fasttext did not work for 300 dimensions whereas coocmap-fasttext-clip did using the same vectors with clipping, achieving better accuracy than vecmap-fasttext 100 dim. On enwiki-esnews, only coocmap-fasttext-clip and coocmap-fasttext worked. Finally, all fasttext based methods failed on enwiki-hunews.

It is always possible that we are still using fasttext poorly, but we covered the main factors and clarified the role of dimension which seems sufficient to explain the observed behaviors.

496 C Clip, drop and truncate

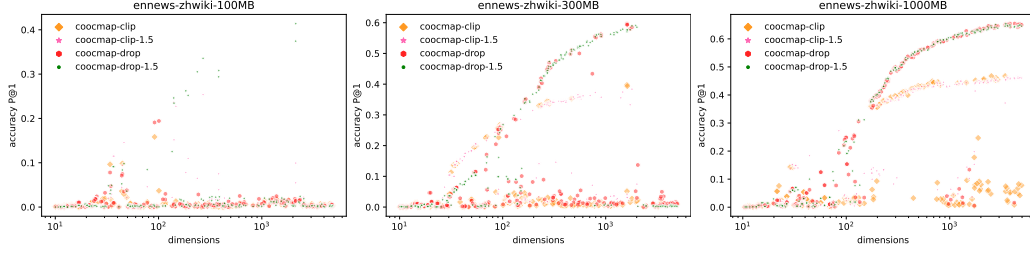


Figure 7: Accuracy vs. **dimension** on ennews to zhwiki, on 100MB, 300MB and 1000MB of data.

497 In this section, we try to push our most difficult case of ennews-zhwiki further by varying hyper-
 498 parameters as well as dimensions. In our main results in Figure 3, ennews-zhwiki barely had any
 499 transition before reaching high accuracy at 800MB, making us suspect there might be signal before
 500 that but the hyperparameter was not optimal. So here we try clip at 1.5% for **coopmap-clip-1.5**,
 501 **drop-1.5** instead of 1% as in every other experiment. We also adjust drop to $\min(20, 20 \frac{d}{400})$ instead
 502 of a constant 20 so that less is dropped for lower dimensions d .

503 In Figure 7, we get the typical behavior of increasing accuracy with increasing dimension for 1000MB
 504 of data all the way to the end. For 100MB and 300MB, this only worked when we also truncate some
 505 of the tail end of the SVD. Even here, the maximum accuracy was reached at around 2000 dimensions
 506 out of 5000, reaching $> 50\%$ accuracy at 300MB of data and 2000 dimensions. It is also remarkable
 507 that while clipping more resulted in more stability, the final accuracies are virtually identical when
 508 both clip and clip-1.5 works or when both drop and drop-1.5 works. This is a case where it is helpful
 509 to truncate some of the tail of the SVD as well, at least for 100MB and 300MB where all failed at full
 510 dimensions. However, the accuracy still increased up to 2000 dimensions, much higher than typical
 511 vectors for the vocabulary size according to conventional wisdom.

512 D More details and ablations

513 D.1 Effect of initialization

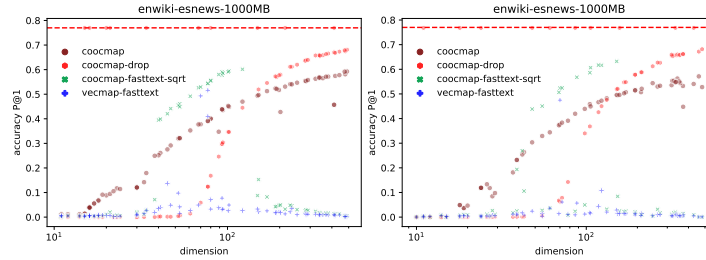


Figure 8: Accuracy vs. dimensions on enwiki-esnews. 1000MB of data. Left: use full coocmap initialization. Top red line is when coocmap-drop uses all 5000 dimensions. Right: use their own initialization.

514 To rule out that fasttext is only limited by the unsupervised initialization step, Figure 8 shows when
 515 all methods use the unsupervised initialization of full rank coocmap (left), vs their own unsupervised
 516 initialization (right). Here vecmap-fasttext and coocmap-fasttext-sqrt both worked for a slightly
 517 wider range of dimensions but the differences are small. Using the clipped version of initialization
 518 also did not make much difference. Overall, varying initializations did not matter too much for
 519 unsupervised initializations. On the other hand, for supervised initialization, coocmap tend not
 520 to be very sensitive once there is enough data. vecmap can be more sticky and is more affected by
 521 supervised initialization, possibly because W can reach a local minimum.

522 D.2 Effect of matching method

523 The matching method was critical in getting coocmap to work, where simply applying the bidirectional
 524 matching does not work even on the simplest enwiki-eswiki. It starts to work in the first few iterations,

but then half of the vocabulary gets matched to the one word (often but not always [UNK]) and accuracy go to 0. Some hubness mitigation (Dinu et al., 2015) is a must for coocmap. This is not surprising since the indices s, t can make arbitrary matches, whereas the vector space cannot make arbitrary matches from a rigid rotation.

We tried a naive and greedy mutual matching method that also solved the problem, but CSLS is better, simpler and is more similar to prior works. A proper matching methods such as Hungarian algorithm or softer matching method already tested on bilingual dictionary induction (Marchisio et al., 2022a) should work as well.

Subwords. we used fasttext since it is more standard for this problem, and we also checked that the subwords information made no difference by turning them off in fasttext hyperparameters. This is reassuring for the findings to apply to word2vec as well.

E From vectors to association matrices

We derive a more precise relationship between coocmap and vecmap using the notations of Section 3.

Let the d -dimensional vectors be $X, Z \in \mathbb{R}^{|V| \times d}$ such that they are whitened $X^\top X = Z^\top Z = I_d$. Then for coocmap, the association matrices is $K(Y) = (YY^\top)^{1/2} = YY^\top$. We can show that for dot product cdist, and permutations s, t ,

$$\text{cdist}(K(X)[:, s], K(Z)[:, t]) = \text{cdist}(XW, Z) \quad (5)$$

where the LHS is the distance function in coocmap of Alg 1 and the RHS is the distance function in vecmap of Alg 2. To see this,

$$\begin{aligned} & \text{cdist}(K(X)[:, s], K(Z)[:, t]) \\ &= K(X)[:, s] \cdot K(Z)[:, t]^\top \\ &= (XX[s])^\top \cdot (ZZ[t]^\top)^\top \\ &= XX[s]^\top \cdot Z[t]Z^\top \\ &= X(X[s]^\top Z[t])Z^\top & \text{if } X[s]W = Z[t], \text{ then } W = (X[s]^\top X[s])^{-1}X[s]^\top Z[t] \\ &= XWZ^\top & \text{since } (X[s]^\top X[s])^{-1} = I, W = X[s]^\top Z[t] \\ &= \text{cdist}(XW, Z) \end{aligned}$$

We can try relaxing the whitening assumption. w.l.o.g., let $X = U_1 \Sigma_1, Z = U_2 \Sigma_2$ where $U_i^\top U_i = I_d$. This can be obtained via SVD on any $X' = U_1 \Sigma_1 V_1^\top$ so that the association matrix is not affected, i.e. $K(X') = (X'X'^\top)^{1/2} = (XX^\top)^{1/2} = U_1 \Sigma_1 U_1^\top$. In this case, $W = U_1[s]^\top U_2[t]$ is the mapping that would make the two sides equal.

However, if we try least square solve as before, we get $W = \Sigma_1^{-1} U_1[s]^\top U_2[t] \Sigma_2$. The Procrustes solution for $X[s]W = Z[t]$ (or $U_1[s] \Sigma_1 W = U_2[t] \Sigma_2$) is $W = \text{svd-norm}(\Sigma_1^{-1} U_1[s]^\top U_2[t] \Sigma_2)$. svd-norm takes the SVD but set all singular values to 1. Neither will make the two sides equal exactly but these have some similarities.

F What is in higher dimensions?

Although the increasing accuracy, the absolute results and the consistency when we keep higher dimensions suggest that there are useful signals, it could always be that we are using lower dimensions poorly or benefiting from other unknown effects. In this section, we compare the full-rank matrix and the low-rank matrix to see what exactly is the difference. If the information lost by low rank seems useful or robust, then we can be more confident in retaining this information. Indeed, the low rank version seem to lose or de-emphasize a lot of world knowledge, specific phrases and the like while making the association matrix more like a similarity matrix. In this section, we compare the full-rank matrix and the low-rank matrix to see what exactly is the difference. If the information lost by low rank looks useful or robust, then we can be more confident in retaining this information. Indeed, the low rank version seem to lose or de-emphasize a lot of world knowledge, specific phrases and the like while making the association matrix more like a similarity matrix.

We construct the full dimensional matrix, apply normalize and drop. Then we use the thresholds established by clip. If an entry needs to be clipped in the full-rank matrix, but somehow is already

565 reduced and no longer need to be clipped in the lower-rank matrix, we record this as **full-rank+** in
 566 Table 9. Conversely, if low-rank instead increased an entry so that it should be clipped, we note it as
 567 **300-dim+**.

568 From these examples, the differences are clear. The full dimensional matrix contain more world
 569 knowledge and otherwise favor dissimilar words that are highly related: *richard-nixon* (*famous*
 570 *person*), *portland-oregon maine* (*geography*), *error-margin*, *molecular-weight* (*scientific term*), *tokyo-*
 571 *1964* (*olympic*), *basketball-jordan james* (*famous players*), *cbs-60 minutes* (*show on CBS*), *louisiana-*
 572 *parish purchase* (*famous event*).

573 In contrast, the 300-dim+ favors identical or similar words like *state-state*, *age-age*, *who-whom*,
 574 *truth-true*, *tokyo-pyeongchang*, *cbs-fox*, *family-households*, making the association matrix more like
 575 the similarity matrix. This is also intuitive from SVD as well: if the association matrix is USV^\top , then
 576 the similarity matrix is US^2V^\top whereas low dimension is US_dV^\top with both S^2 and $S_d = \text{trunc}_d(S)$
 577 emphasizing higher singular values.

578 We also tested full-rank vs 1000-dim, where the effects are similar to the full-rank vs 300-dim shown,
 579 but more subtle and harder to present clearly. When we tested drop we found drop tend to reduce
 580 associations between pairs of numbers, words and punctuations and the like, whereas it increased
 581 associations between article and words. It is not clear if this is good or bad.

582 **G Example predictions**

583 We include some predictions for extra information. The P@1 is quite generous to small vocabulary
 584 V , since it does not evaluate on entries if the source is not in V_1 , or if no targets are in the V_2 , treating
 585 the evaluation as out-of-vocabulary instead. So we show the number of correct predictions and the
 586 source overlap with the reference dictionary, both out of 5000. Results are shown in Table 10.

source	full-rank+	source	full-rank+		full-rank+	300-dim+	full-rank+	300-dim+
NewsCrawl		Wikipedia			source: tokyo		source: truth	
richard	nixon	families	residing		NewsCrawl		NewsCrawl	
cooper	anderson	called	so		japanese	winter	speak	true_
anderson	cooper	aspect	ratio		prosecutors	south	commission	are
report	contributed	error	margin		electric	china	moment	than
at	least	walter	scott		metropolitan	korea	post	be
no	longer	yet	another		detention	pyeongchang	uncomfortable	story
than	rather	oregon	portland		Wikipedia		Wikipedia	
this	earlier	scott	walter		bay	chinese	tell	god
dean	wells	unless	otherwise		1964	china	commission	view
kyle	walker	usa	today		2020	korea	table	than
crazy	rich	jones	indiana		ward	areas	functional	universe
behind	scenes	louisiana	parish		stock	san	search	which
walker	kyle	british	columbia		rose	taiwan		
politically	correct	water	%,				source: basketball	
thomas	cook	cooper	alice		source: cbs		NewsCrawl	
graham	billy	maryland	baltimore		NewsCrawl		operations	club
sense	common	why	reason		face	fox	corruption	rugby
detroit	lions	illinois	chicago		60	night	division	nfl
correct	politically	lord	rings		nation	channel	courts	clubs
aaron	rodgers	james	bond		boston	telling	magic	golf
2000	russell	siege	laid		minutes	abc	james	ball
star	wars	%).	persons		Wikipedia		Wikipedia	
light	shed	molecular	weight		60	bbc	nba	club
town	hall	then	since		minutes	disney	operations	stadium
almost	certainly	bob	hope		columbia	cable	country	ice
hollywood	reporter	if	even		walter	live	memorial	rugby
texas	austin	coast	guard		rather	shows	college	clubs
cash	flow	final	fantasy					

Figure 9: Left: word pairs favored by the full rank matrix (full-rank+) on NewsCrawl or Wikipedia sorted by the amount of difference over all pairs of words. 300-dim+ not shown since 72/top 100 consists of identical words with the rest mostly synonyms. Right: same comparison but for selected words, also sorted by the difference.

ennews	zhwiki		enwiki	esnews		enwiki	dewiki
4458 swift)		3484 victims	víctimas		2732 looking	ergaben
947 significant	重大		2727 somewhat	bastante		3056 deputy	stellvertreter
2179 strength	力量		682 star	estrella		1805 1977	1977
2972 letters	信		2847 centers	centros		337 september	september
2401 coverage	直播		4176 theology	sindicatos		4669 strict	streng
733 idea	提议		868 historic	históricos		2248 sector	bereich
4260 assist	协助		451 research	investigaciones		414 came	kam
2803 properties	特性		3548 tell	comprobar		105 while	hingegen
4542 circuit	法官		2375 script	estuvieron		86 county	county
4191 saint	圣		3570 elevation	mínima		702 pacific	bewohnern
612 recently	近年		3021 800	600		248 house	haus
3360 maria	娜		765 forms	formas		1178 product	produkt
1846 surprise	在内		4575 delayed	adelantado		164 second	zweite
713 copyright	&		731 r	r		1907 contained	enthielt
2015 carrying	携带		4058 accurate	precisa		3208 easy	schwer
3843 suspects	自杀		3708 technologies	tecnologías		3200 tone	ton
1536 dropped	下降		854 elements	elementos		4578 consensus	zustande
1014 largest	最大		3187 abbey	estás		477 television	fernsehen
2672 communica	通讯		1483 mountains	sierra		1716 75	75
4934 masters	公开赛		4708 southwestern	básico		4489 handed	übergeben
989 words	词		1094 problems	problemas		2866 electrical	elektrische
4400 pan	亚		3813 compete	competir		2976 proposal	vorschlag
3289 maximum	以上		934 remains	sido		4788 beta)-
1620 ceo	总裁		1642 crown	corona		691 food	nahrung
821 offer	提供		3045 harbor	sentirse		251 power	macht
2611 150	150		4274 phone	teléfono		725 able	konnte
1520 individual	个人		3626 z	subraya		286 late	späten
801 cancer	疾病		302 german	alemán		290 park	park
4003 ."	任内		133 early	naranja		3903 en	en
319 always	总是		4955 provisions	vigente		808 source	quelle
4424 backs	司职		3366 fruit	aceite		1050 cost	kosten
1345 modern	现代		2249 engines	motores		1803 99	99
4835 spell	词		4508 trump	trump		2179 stand	stehen
4737 loud	声		2669 forming	formar		3926 pitch	ton
3894 metres	公尺		764 personal	personales		4449 populated	besiedelt
4472 flood	洪水		1810 identity	identidad		3979 hunt	jagd
4648 attract	吸引		782 strong	fuerte		4909 wore	trugen
3297 lowest	最低		936 recent	recientes		2510 seems	scheint
539 50	50		955 always	siempre		3978 cousin	bruder
1083 build	建造		72 into	nos		2325 operate	betreiben
correct	1411		correct	2024		correct	2424
source	3341		source	4351		source	4401
P@1	66.30%		P@1	71.60%		P@1	77.05%

Figure 10: 40 random samples from all predictions. Source indices are included to reflect frequency where smaller means more frequent in the source language (left columns).