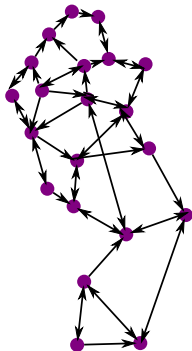


# Directed Graph Embedding: an Algorithm based on Continuous Limits of Laplacian-type Operators

Dominique Perrault-Joncas, Marina Meilă  
University of Washington

## Directed Graph Problem

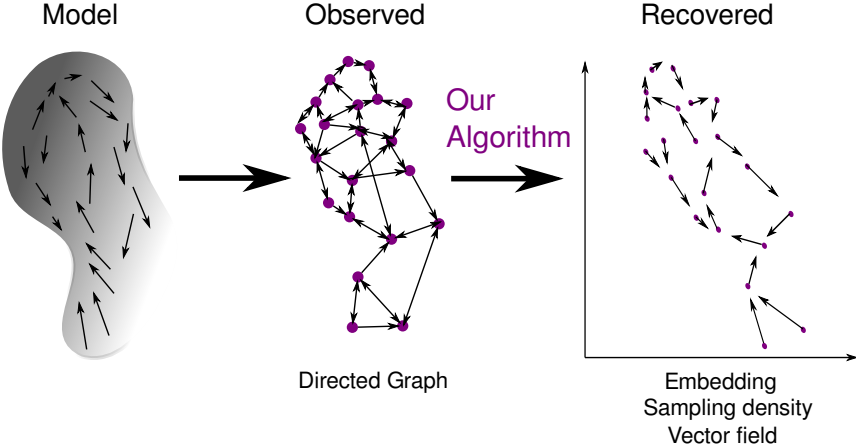


- Embed directed graph in euclidean space

AND

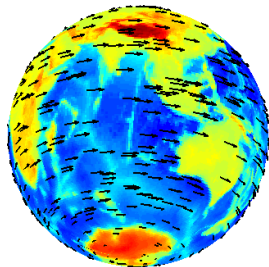
- Capture the directionality of the graph

# Model Schematic




# Artificial Data

Model

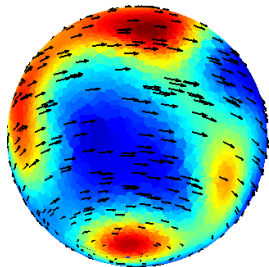


Observed



5000x5000 Asymmetric  
adjacency matrix

Recovered



Embedding  
Sampling density  
Vector field

# Main Contributions

- 1 Manifold-based generative model for directed graphs with weighted edges.
- 2 Asymptotic results for diffusion operators constructed from the directed graphs.
- 3 Natural algorithm for estimating the model.
- 4 Real Data:

