
HYPE: A Benchmark for Human eYe Perceptual Evaluation of Generative Models

Sharon Zhou*, Mitchell L. Gordon*, Ranjay Krishna,
Austin Narcomey, Li Fei-Fei, Michael S. Bernstein
Stanford University

{sharonz, mgord, ranjaykrishna, aon2, feifeili, msb}@cs.stanford.edu

Abstract

Generative models often use human evaluations to measure the perceived quality of their outputs. Automated metrics are noisy indirect proxies, because they rely on heuristics or pretrained embeddings. However, up until now, direct human evaluation strategies have been ad-hoc, neither standardized nor validated. Our work establishes a gold standard human benchmark for generative realism. We construct HUMAN EYE PERCEPTUAL EVALUATION (HYPE), a human benchmark that is (1) *grounded* in psychophysics research in perception, (2) *reliable* across different sets of randomly sampled outputs from a model, (3) able to produce *separable* model performances, and (4) *efficient* in cost and time. We introduce two variants: one that measures visual perception under adaptive time constraints to determine the threshold at which a model’s outputs appear real (e.g. 250ms), and the other a less expensive variant that measures human error rate on fake and real images sans time constraints. We test HYPE across six state-of-the-art generative adversarial networks and two sampling techniques on conditional and unconditional image generation using four datasets: CelebA, FFHQ, CIFAR-10, and ImageNet. We find that HYPE can track the relative improvements between models, and we confirm via bootstrap sampling that these measurements are consistent and replicable.

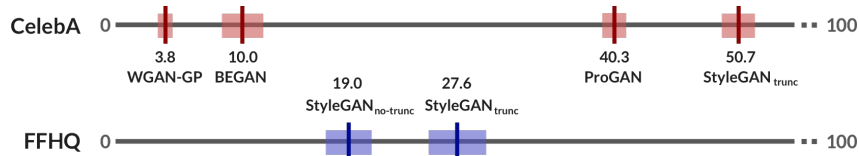


Figure 1: Our human evaluation metric, HYPE, consistently distinguishes models from each other: here, we compare different generative models performance on FFHQ. A score of 50% represents indistinguishable results from real, while a score above 50% represents hyper-realism.

1 Introduction

Generating realistic images is regarded as a focal task for measuring the progress of generative models. Automated metrics are either heuristic approximations [49, 52, 14, 26, 9, 45] or intractable density estimations, examined to be inaccurate on high dimensional problems [24, 7, 55]. Human evaluations, such as those given on Amazon Mechanical Turk [49, 14], remain ad-hoc because “results change drastically” [52] based on details of the task design [36, 34, 27]. With both noisy automated and noisy human benchmarks, measuring progress over time has become akin to hill-climbing on noise. Even widely used metrics, such as Inception Score [52] and Fréchet Inception Distance [23], have been discredited for their application to non-ImageNet datasets [3, 48, 8, 46]. Thus, to monitor progress,

*Equal contribution.

generative models need a systematic gold standard benchmark. In this paper, we introduce a gold standard benchmark for realistic generation, demonstrating its effectiveness across four datasets, six models, and two sampling techniques, and using it to assess the progress of generative models over time.

Realizing the constraints of available automated metrics, many generative modeling tasks resort to human evaluation and visual inspection [49, 52, 14]. These human measures are (1) ad-hoc, each executed in idiosyncrasy without proof of reliability or grounding to theory, and (2) high variance in their estimates [52, 14, 42]. These characteristics combine to a lack of reliability, and downstream, (3) a lack of clear separability between models. Theoretically, given sufficiently large sample sizes of human evaluators and model outputs, the law of large numbers would smooth out the variance and reach eventual convergence; but this would occur at (4) a high cost and a long delay.

We present HYPE (HUMAN EYE PERCEPTUAL EVALUATION) to address these criteria in turn. HYPE: (1) measures the perceptual realism of generative model outputs via a **grounded** method inspired by psychophysics methods in perceptual psychology, (2) is a **reliable** and consistent estimator, (3) is statistically **separable** to enable a comparative ranking, and (4) ensures a cost and time **efficient** method through modern crowdsourcing techniques such as training and aggregation. We present two methods of evaluation. The first, called $\text{HYPE}_{\text{time}}$, is inspired directly by the psychophysics literature [28, 11], and displays images using adaptive time constraints to determine the time-limited perceptual threshold a person needs to distinguish real from fake. The $\text{HYPE}_{\text{time}}$ score is understood as the minimum time, in milliseconds, that a person needs to see the model’s output before they can distinguish it as real or fake. For example, a score of 500ms on $\text{HYPE}_{\text{time}}$ indicates that humans can distinguish model outputs from real images at 500ms exposure times or longer, but not under 500ms. The second method, called HYPE_{∞} , is derived from the first to make it simpler, faster, and cheaper while maintaining reliability. It is interpretable as the rate at which people mistake fake images and real images, given unlimited time to make their decisions. A score of 50% on HYPE_{∞} means that people differentiate generated results from real data at chance rate, while a score above 50% represents hyper-realism in which generated images appear more real than real images.

We run two large-scale experiments. First, we demonstrate HYPE’s performance on unconditional human face generation using four popular generative adversarial networks (GANs) [20, 5, 25, 26] across CelebA-64 [37]. We also evaluate two newer GANs [41, 9] on FFHQ-1024 [26]. HYPE indicates that GANs have clear, measurable perceptual differences between them; this ranking is identical in both $\text{HYPE}_{\text{time}}$ and HYPE_{∞} . The best performing model, StyleGAN trained on FFHQ and sampled with the truncation trick, only performs at 27.6% HYPE_{∞} , suggesting substantial opportunity for improvement. We can reliably reproduce these results with 95% confidence intervals using 30 human evaluators at \$60 in a task that takes 10 minutes.

Second, we demonstrate the performance of HYPE_{∞} beyond faces on conditional generation of five object classes in ImageNet [13] and unconditional generation of CIFAR-10 [31]. Early GANs such as BEGAN are not separable in HYPE_{∞} when generating CIFAR-10: none of them produce convincing results to humans, verifying that this is a harder task than face generation. The newer StyleGAN shows separable improvement, indicating progress over the previous models. With ImageNet-5, GANs have improved on classes considered “easier” to generate (e.g., lemons), but resulted in consistently low scores across all models for harder classes (e.g., French horns).

HYPE is a rapid solution for researchers to measure their generative models, requiring just a single click to produce reliable scores and measure progress. We deploy HYPE at <https://hype.stanford.edu>, where researchers can upload a model and retrieve a HYPE score. Future work will extend HYPE to additional generative tasks such as text, music, and video generation.

2 HYPE: A benchmark for HUMAN EYE PERCEPTUAL EVALUATION

HYPE displays a series of images one by one to crowdsourced evaluators on Amazon Mechanical Turk and asks the evaluators to assess whether each image is real or fake. Half of the images are real images, drawn from the model’s training set (e.g., FFHQ, CelebA, ImageNet, or CIFAR-10). The other half are drawn from the model’s output. We use modern crowdsourcing training and quality control techniques [40] to ensure high-quality labels. Model creators can choose to perform two different evaluations: $\text{HYPE}_{\text{time}}$, which gathers time-limited perceptual thresholds to measure the




Figure 2: Example images sampled with the truncation trick from StyleGAN trained on FFHQ. Images on the right exhibit the highest HYPE_∞ scores, the highest human perceptual fidelity.

psychometric function and report the minimum time people need to make accurate classifications, and HYPE_∞ , a simplified approach which assesses people’s error rate under no time constraint.

2.1 $\text{HYPE}_{\text{time}}$: Perceptual fidelity grounded in psychophysics

Our first method, $\text{HYPE}_{\text{time}}$, measures time-limited perceptual thresholds. It is rooted in psychophysics literature, a field devoted to the study of how humans perceive stimuli, to evaluate human time thresholds upon perceiving an image. Our evaluation protocol follows the procedure known as the *adaptive staircase method* (Figure 3) [11]. An image is flashed for a limited length of time, after which the evaluator is asked to judge whether it is real or fake. If the evaluator consistently answers correctly, the staircase descends and flashes the next image with less time. If the evaluator is incorrect, the staircase ascends and provides more time.

This process requires sufficient iterations to converge to the evaluator’s perceptual threshold: the shortest exposure time at which they can maintain effective performance [11, 19, 15]. The process produces what is known as the *psychometric function* [60], the relationship of timed stimulus exposure to accuracy. For example, for an easily distinguishable set of generated images, a human evaluator would immediately drop to the lowest millisecond exposure.

$\text{HYPE}_{\text{time}}$ displays three blocks of staircases for each evaluator. An image evaluation begins with a 3-2-1 countdown clock, each number displaying for 500ms [30]. The sampled image is then displayed for the current exposure time. Immediately after each image, four perceptual mask images are rapidly displayed for 30ms each. These noise masks are distorted to prevent retinal after-images and further sensory processing after the image disappears [19]. We generate masks using an existing texture-synthesis algorithm [44]. Upon each submission, $\text{HYPE}_{\text{time}}$ reveals to the evaluator whether they were correct.

Image exposures are in the range [100ms, 1000ms], derived from the perception literature [17]. All blocks begin at 500ms and last for 150 images (50% generated, 50% real), values empirically tuned from prior work [11, 12]. Exposure times are raised at 10ms increments and reduced at 30ms decrements, following the 3-up/1-down adaptive staircase approach, which theoretically leads to a 75% accuracy threshold that approximates the human perceptual threshold [35, 19, 11].

Every evaluator completes multiple staircases, called *blocks*, on different sets of images. As a result, we observe multiple measures for the model. We employ three blocks, to balance quality estimates against evaluators’ fatigue [32, 50, 22]. We average the modal exposure times across blocks to

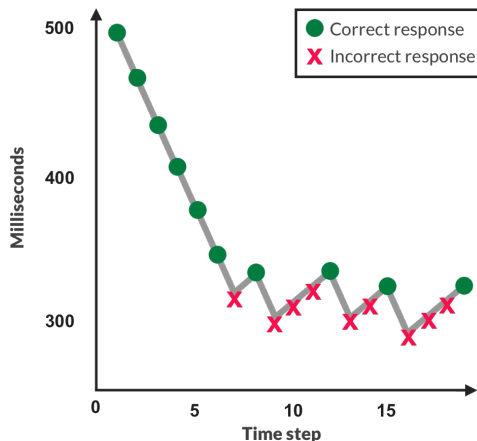


Figure 3: The adaptive staircase method shows images to evaluators at different time exposures, decreasing when correct and increasing when incorrect. The modal exposure measures their perceptual threshold.

calculate a final value for each evaluator. Higher scores indicate a better model, whose outputs take longer time exposures to discern from real.

2.2 HYPE_∞: Cost-effective approximation

Building on the previous method, we introduce HYPE_∞: a simpler, faster, and cheaper method after ablating HYPE_{time} to optimize for speed, cost, and ease of interpretation. HYPE_∞ shifts from a measure of perceptual time to a measure of human deception rate, given infinite evaluation time. The HYPE_∞ score gauges total error on a task of 50 fake and 50 real images², enabling the measure to capture errors on both fake and real images, and effects of hyperrealistic generation when fake images look even more realistic than real images³. HYPE_∞ requires fewer images than HYPE_{time} to find a stable value, empirically producing a 6x reduction in time and cost (10 minutes per evaluator instead of 60 minutes, at the same rate of \$12 per hour). Higher scores are again better: 10% HYPE_∞ indicates that only 10% of images deceive people, whereas 50% indicates that people are mistaking real and fake images at chance, rendering fake images indistinguishable from real. Scores above 50% suggest hyperrealistic images, as evaluators mistake images at a rate greater than chance.

HYPE_∞ shows each evaluator a total of 100 images: 50 real and 50 fake. We calculate the proportion of images that were judged incorrectly, and aggregate the judgments over the n evaluators on k images to produce the final score for a given model.

2.3 Consistent and reliable design

To ensure that our reported scores are consistent and reliable, we need to sample sufficiently from the model as well as hire, qualify, and appropriately pay enough evaluators.

Sampling sufficient model outputs. The selection of K images to evaluate from a particular model is a critical component of a fair and useful evaluation. We must sample a large enough number of images that fully capture a model’s generative diversity, yet balance that against tractable costs in the evaluation. We follow existing work on evaluating generative output by sampling $K = 5000$ generated images from each model [52, 41, 58] and $K = 5000$ real images from the training set. From these samples, we randomly select images to give to each evaluator.

Quality of evaluators. To obtain a high-quality pool of evaluators, each is required to pass a qualification task. Such a pre-task filtering approach, sometimes referred to as a person-oriented strategy, is known to outperform process-oriented strategies that perform post-task data filtering or processing [40]. Our qualification task displays 100 images (50 real and 50 fake) with no time limits. Evaluators must correctly classify 65% of both real and fake images. This threshold should be treated as a hyperparameter and may change depending upon the GANs used in the tutorial and the desired discernment ability of the chosen evaluators. We choose 65% based on the cumulative binomial probability of 65 binary choice answers out of 100 total answers: there is only a one in one-thousand chance that an evaluator will qualify by random guessing. Unlike in the task itself, fake qualification images are drawn equally from multiple different GANs to ensure an equitable qualification across all GANs. The qualification is designed to be taken occasionally, such that a pool of evaluators can assess new models on demand.

Payment. Evaluators are paid a base rate of \$1 for working on the qualification task. To incentivize evaluators to remain engaged throughout the task, all further pay after the qualification comes from a bonus of \$0.02 per correctly labeled image, typically totaling a wage of \$12/hr.

3 Experimental setup

Datasets. We evaluate on four datasets. (1) CelebA-64 [37] is popular dataset for unconditional image generation with 202k images of human faces, which we align and crop to be 64×64 px. (2) FFHQ-1024 [26] is a newer face dataset with 70k images of size 1024×1024 px. (3) CIFAR-10

²We explicitly reveal this ratio to evaluators. Amazon Mechanical Turk forums would enable evaluators to discuss and learn about this distribution over time, thus altering how different evaluators would approach the task. By making this ratio explicit, evaluators would have the same prior entering the task.

³Hyper-realism is relative to the real dataset on which a model is trained. Some datasets already look less realistic because of lower resolution and/or lower diversity of images.

consists of 60k images, sized 32×32 px, across 10 classes. (4) ImageNet-5 is a subset of 5 classes with 6.5k images at 128×128 px from the ImageNet dataset [13], which have been previously identified as easy (lemon, Samoyed, library) and hard (baseball player, French horn) [9].

Architectures. We evaluate on four state-of-the-art models trained on CelebA-64 and CIFAR-10: StyleGAN [26], ProGAN [25], BEGAN [5], and WGAN-GP [20]. We also evaluate on two models, SN-GAN [41] and BigGAN [9] trained on ImageNet, sampling conditionally on each class in ImageNet-5. We sample BigGAN with ($\sigma = 0.5$ [9]) and without the truncation trick.

We also evaluate on StyleGAN [26] trained on FFHQ-1024 with ($\psi = 0.7$ [26]) and without truncation trick sampling. For parity on our best models across datasets, StyleGAN instances trained on CelebA-64 and CIFAR-10 are also sampled with the truncation trick.

We sample noise vectors from the d -dimensional spherical Gaussian noise prior $z \in \mathbb{R}^d \sim \mathcal{N}(0, I)$ during training and test times. We specifically opted to use the same standard noise prior for comparison, yet are aware of other priors that optimize for FID and IS scores [9]. We select training hyperparameters published in the corresponding papers for each model.

Evaluator recruitment. We recruit 930 evaluators from Amazon Mechanical Turk, or 30 for each run of HYPE. We explain our justification for this number in the Cost tradeoffs section. To maintain a between-subjects study in this evaluation, we recruit independent evaluators across tasks and methods.

Metrics. For $\text{HYPE}_{\text{time}}$, we report the modal perceptual threshold in milliseconds. For HYPE_{∞} , we report the error rate as a percentage of images, as well as the breakdown of this rate on real and fake images separately. To show that our results for each model are separable, we report a one-way ANOVA with Tukey pairwise post-hoc tests to compare all models.

Reliability is a critical component of HYPE, as a benchmark is not useful if a researcher receives a different score when rerunning it. We use bootstrapping [16], repeated resampling from the empirical label distribution, to measure variation in scores across multiple samples with replacement from a set of labels. We report 95% bootstrapped confidence intervals (CIs), along with standard deviation of the bootstrap sample distribution, by randomly sampling 30 evaluators with replacement from the original set of evaluators across 10,000 iterations.

Experiment 1: We run two large-scale experiments to validate HYPE. The first one focuses on the controlled evaluation and comparison of $\text{HYPE}_{\text{time}}$ against HYPE_{∞} on established human face datasets. We recorded responses totaling (4 CelebA-64 + 2 FFHQ-1024) models \times 30 evaluators \times 550 responses = 99k total responses for our $\text{HYPE}_{\text{time}}$ evaluation and (4 CelebA-64 + 2 FFHQ-1024) models \times 30 evaluators \times 100 responses = 18k, for our HYPE_{∞} evaluation.

Table 1: $\text{HYPE}_{\text{time}}$ on $\text{StyleGAN}_{\text{trunc}}$ and $\text{StyleGAN}_{\text{no-trunc}}$ trained on FFHQ-1024.

Rank	GAN	$\text{HYPE}_{\text{time}}$ (ms)	Std.	95% CI
1	$\text{StyleGAN}_{\text{trunc}}$	363.2	32.1	300.0 – 424.3
2	$\text{StyleGAN}_{\text{no-trunc}}$	240.7	29.9	184.7 – 302.7

Experiment 2: The second experiment evaluates HYPE_{∞} on general image datasets. We recorded (4 CIFAR-10 + 3 ImageNet-5) models \times 30 evaluators \times 100 responses = 57k total responses.

4 Experiment 1: $\text{HYPE}_{\text{time}}$ and HYPE_{∞} on human faces

We report results on $\text{HYPE}_{\text{time}}$ and demonstrate that the results of HYPE_{∞} approximates those from $\text{HYPE}_{\text{time}}$ at a fraction of the cost and time.

4.1 $\text{HYPE}_{\text{time}}$

CelebA-64. We find that $\text{StyleGAN}_{\text{trunc}}$ resulted in the highest $\text{HYPE}_{\text{time}}$ score (modal exposure time), at a mean of 439.3ms, indicating that evaluators required nearly a half-second of exposure to accurately classify $\text{StyleGAN}_{\text{trunc}}$ images (Table 1). $\text{StyleGAN}_{\text{trunc}}$ is followed by ProGAN at 363.7ms, a 17% drop in time. BEGAN and WGAN-GP are both easily identifiable as fake, tied in last place around the minimum available exposure time of 100ms. Both BEGAN and WGAN-GP exhibit a bottoming out effect — reaching the minimum time exposure of 100ms quickly and consistently.⁴

⁴We do not pursue time exposures under 100ms due to constraints on JavaScript browser rendering times.

To demonstrate separability between models we report results from a one-way analysis of variance (ANOVA) test, where each model’s input is the list of modes from each model’s 30 evaluators. The ANOVA results confirm that there is a statistically significant omnibus difference ($F(3, 29) = 83.5, p < 0.0001$). Pairwise post-hoc analysis using Tukey tests confirms that all pairs of models are separable (all $p < 0.05$) except BEGAN and WGAN-GP (*n.s.*).

FFHQ-1024. We find that StyleGAN_{trunc} resulted in a higher exposure time than StyleGAN_{no-trunc}, at 363.2ms and 240.7ms, respectively (Table 1). While the 95% confidence intervals that represent a very conservative overlap of 2.7ms, an unpaired t-test confirms that the difference between the two models is significant ($t(58) = 2.3, p = 0.02$).

4.2 HYPE_∞

CelebA-64. Table 2 reports results for HYPE_∞ on CelebA-64. We find that StyleGAN_{trunc} resulted in the highest HYPE_∞ score, fooling evaluators 50.7% of the time. StyleGAN_{trunc} is followed by ProGAN at 40.3%, BEGAN at 10.0%, and WGAN-GP at 3.8%. No confidence intervals are overlapping and an ANOVA test is significant ($F(3, 29) = 404.4, p < 0.001$). Pairwise post-hoc Tukey tests show that all pairs of models are separable (all $p < 0.05$). Notably, HYPE_∞ results in separable results for BEGAN and WGAN-GP, unlike in HYPE_{time} where they were not separable due to a bottoming-out effect.

Table 2: HYPE_∞ on four GANs trained on CelebA-64. Counterintuitively, real errors increase with the errors on fake images, because evaluators become more confused and distinguishing factors between the two distributions become harder to discern.

Rank	GAN	HYPE _∞ (%)	Fakes Error	Reals Error	Std.	95% CI	KID	FID	Precision
1	StyleGAN _{trunc}	50.7%	62.2%	39.3%	1.3	48.2 – 53.1	0.005	131.7	0.982
2	ProGAN	40.3%	46.2%	34.4%	0.9	38.5 – 42.0	0.001	2.5	0.990
3	BEGAN	10.0%	6.2%	13.8%	1.6	7.2 – 13.3	0.056	67.7	0.326
4	WGAN-GP	3.8%	1.7%	5.9%	0.6	3.2 – 5.7	0.046	43.6	0.654

FFHQ-1024. We observe a consistently separable difference between StyleGAN_{trunc} and StyleGAN_{no-trunc} and clear delineations between models (Table 3). HYPE_∞ ranks StyleGAN_{trunc} (27.6%) above StyleGAN_{no-trunc} (19.0%) with no overlapping CIs. Separability is confirmed by an unpaired t-test ($t(58) = 8.3, p < 0.001$).

Table 3: HYPE_∞ on StyleGAN_{trunc} and StyleGAN_{no-trunc} trained on FFHQ-1024. Evaluators were deceived most often by StyleGAN_{trunc}. Similar to CelebA-64, fake errors and real errors track each other as the line between real and fake distributions blurs.

Rank	GAN	HYPE _∞ (%)	Fakes Error	Reals Error	Std.	95% CI	KID	FID	Precision
1	StyleGAN _{trunc}	27.6%	28.4%	26.8%	2.4	22.9 – 32.4	0.007	13.8	0.976
2	StyleGAN _{no-trunc}	19.0%	18.5%	19.5%	1.8	15.5 – 22.4	0.001	4.4	0.983

4.3 Cost tradeoffs with accuracy and time

One of HYPE’s goals is to be cost and time efficient. When running HYPE, there is an inherent tradeoff between accuracy and time, as well as between accuracy and cost. This is driven by the law of large numbers: recruiting additional evaluators in a crowdsourcing task often produces more consistent results, but at a higher cost (as each evaluator is paid for their work) and a longer amount of time until completion (as more evaluators must be recruited and they must complete their work).

To manage this tradeoff, we run an experiment with HYPE_∞ on StyleGAN_{trunc}. We completed an additional evaluation with 60 evaluators, and compute 95% bootstrapped confidence intervals, choosing from 10 to 120 evaluators (Figure 4). We see that the CI begins to converge around 30 evaluators, our recommended number of evaluators to recruit.

Payment to evaluators was calculated as described in the Approach section. At 30 evaluators, the cost of running HYPE_{time} on one model was approximately \$360, while the cost of running HYPE_∞ on the same model was approximately \$60. Payment per evaluator for both tasks was approximately

\$12/hr. Evaluators spent an average of one hour each on a $\text{HYPE}_{\text{time}}$ task and 10 minutes each on a HYPE_{∞} task. Thus, HYPE_{∞} achieves its goals of being significantly cheaper to run, while maintaining consistency.

4.4 Comparison to automated metrics

As FID [23] is one of the most frequently used evaluation methods for unconditional image generation, it is imperative to compare HYPE against FID on the same models. We also compare to two newer automated metrics: KID [6], an unbiased estimator independent of sample size, and $F_{1/8}$ (precision) [51], which captures fidelity independently. We show through Spearman rank-order correlation coefficients that HYPE scores are not correlated with FID ($\rho = -0.029, p = 0.96$), where a Spearman correlation of -1.0 is ideal because lower FID and higher HYPE scores indicate stronger models. We therefore find that FID is not highly correlated with human judgment. Meanwhile, $\text{HYPE}_{\text{time}}$ and HYPE_{∞} exhibit strong correlation ($\rho = 1.0, p = 0.0$), where 1.0 is ideal because they are directly related. We calculate FID across the standard protocol of 50K generated and 50K real images for both CelebA-64 and FFHQ-1024, reproducing scores for $\text{StyleGAN}_{\text{no-trunc}}$. KID ($\rho = -0.609, p = 0.20$) and precision ($\rho = 0.657, p = 0.16$) both show a statistically insignificant but medium level of correlation with humans.

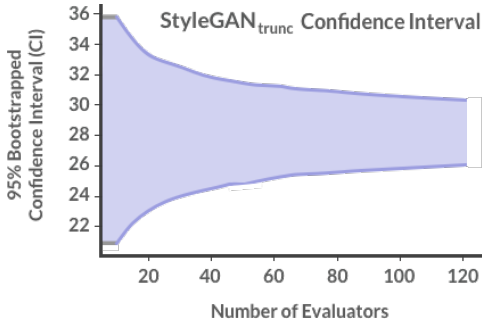


Figure 4: Effect of more evaluators on CI.

4.5 HYPE_{∞} during model training

HYPE can also be used to evaluate progress during model training. We find that HYPE_{∞} scores increased as StyleGAN training progressed from 29.5% at 4k epochs, to 45.9% at 9k epochs, to 50.3% at 25k epochs ($F(2, 29) = 63.3, p < 0.001$).

5 Experiment 2: HYPE_{∞} beyond faces

We now turn to another popular image generation task: objects. As Experiment 1 showed HYPE_{∞} to be an efficient and cost effective variant of $\text{HYPE}_{\text{time}}$, here we focus exclusively on HYPE_{∞} .

5.1 ImageNet-5

We evaluate conditional image generation on five ImageNet classes (Table 4). We also report FID [23], KID [6], and $F_{1/8}$ (precision) [51] scores. To evaluate the relative effectiveness of the three GANs within each object class, we compute five one-way ANOVAs, one for each of the object classes. We find that the HYPE_{∞} scores are separable for images from three easy classes: samoyeds (dogs) ($F(2, 29) = 15.0, p < 0.001$), lemons ($F(2, 29) = 4.2, p = 0.017$), and libraries ($F(2, 29) = 4.9, p = 0.009$). Pairwise Posthoc tests reveal that this difference is only significant between SN-GAN and the two BigGAN variants. We also observe that models have unequal strengths, e.g. SN-GAN is better suited to generating libraries than samoyeds.

Comparison to automated metrics. Spearman rank-order correlation coefficients on all three GANs across all five classes show that there is a low to moderate correlation between the HYPE_{∞} scores and KID ($\rho = -0.377, p = 0.02$), FID ($\rho = -0.282, p = 0.01$), and negligible correlation with precision ($\rho = -0.067, p = 0.81$). Some correlation for our ImageNet-5 task is expected, as these metrics use pretrained ImageNet embeddings to measure differences between generated and real data.

Interestingly, we find that this correlation depends upon the GAN: considering only SN-GAN, we find stronger coefficients for KID ($\rho = -0.500, p = 0.39$), FID ($\rho = -0.300, p = 0.62$), and precision ($\rho = -0.205, p = 0.74$). When considering only BigGAN, we find far weaker coefficients for KID ($\rho = -0.151, p = 0.68$), FID ($\rho = -0.067, p = .85$), and precision ($\rho = -0.164, p = 0.65$). This

illustrates an important flaw with these automatic metrics: their ability to correlate with humans depends upon the generative model that the metrics are evaluating on, varying by model and by task.

Table 4: HYPE_∞ on three models trained on ImageNet and conditionally sampled on five classes. $\text{BigGAN}_{\text{trunc}}$ routinely outperforms SN-GAN. $\text{BigGAN}_{\text{trunc}}$ and $\text{BigGAN}_{\text{no-trunc}}$ are not separable.

	GAN	Class	HYPE_∞ (%)	Fakes Error	Reals Error	Std.	95% CI	KID	FID	Precision
Easy	$\text{BigGAN}_{\text{trunc}}$	Lemon	18.4%	21.9%	14.9%	2.3	14.2–23.1	0.043	94.22	0.784
	$\text{BigGAN}_{\text{no-trunc}}$	Lemon	20.2%	22.2%	18.1%	2.2	16.0–24.8	0.036	87.54	0.774
	SN-GAN	Lemon	12.0%	10.8%	13.3%	1.6	9.0–15.3	0.053	117.90	0.656
Easy	$\text{BigGAN}_{\text{trunc}}$	Samoyed	19.9%	23.5%	16.2%	2.6	15.0–25.1	0.027	56.94	0.794
	$\text{BigGAN}_{\text{no-trunc}}$	Samoyed	19.7%	23.2%	16.1%	2.2	15.5–24.1	0.014	46.14	0.906
	SN-GAN	Samoyed	5.8%	3.4%	8.2%	0.9	4.1–7.8	0.046	88.68	0.785
Easy	$\text{BigGAN}_{\text{trunc}}$	Library	17.4%	22.0%	12.8%	2.1	13.3–21.6	0.049	98.45	0.695
	$\text{BigGAN}_{\text{no-trunc}}$	Library	22.9%	28.1%	17.6%	2.1	18.9–27.2	0.029	78.49	0.814
	SN-GAN	Library	13.6%	15.1%	12.1%	1.9	10.0–17.5	0.043	94.89	0.814
Hard	$\text{BigGAN}_{\text{trunc}}$	French Horn	7.3%	9.0%	5.5%	1.8	4.0–11.2	0.031	78.21	0.732
	$\text{BigGAN}_{\text{no-trunc}}$	French Horn	6.9%	8.6%	5.2%	1.4	4.3–9.9	0.042	96.18	0.757
	SN-GAN	French Horn	3.6%	5.0%	2.2%	1.0	1.8–5.9	0.156	196.12	0.674
Hard	$\text{BigGAN}_{\text{trunc}}$	Baseball Player	1.9%	1.9%	1.9%	0.7	0.8–3.5	0.049	91.31	0.853
	$\text{BigGAN}_{\text{no-trunc}}$	Baseball Player	2.2%	3.3%	1.2%	0.6	1.3–3.5	0.026	76.71	0.838
	SN-GAN	Baseball Player	2.8%	3.6%	1.9%	1.5	0.8–6.2	0.052	105.82	0.785

Table 5: Four models on CIFAR-10. $\text{StyleGAN}_{\text{trunc}}$ can generate realistic images from CIFAR-10.

GAN	HYPE_∞ (%)	Fakes Error	Reals Error	Std.	95% CI	KID	FID	Precision
$\text{StyleGAN}_{\text{trunc}}$	23.3%	28.2%	18.5%	1.6	20.1–26.4	0.005	62.9	0.982
PROGAN	14.8%	18.5%	11.0%	1.6	11.9–18.0	0.001	53.2	0.990
BEGAN	14.5%	14.6%	14.5%	1.7	11.3–18.1	0.056	96.2	0.326
WGAN-GP	13.2%	15.3%	11.1%	2.3	9.1–18.1	0.046	104.0	0.654

5.2 CIFAR-10

For the difficult task of unconditional generation on CIFAR-10, we use the same four model architectures in Experiment 1: CelebA-64. Table 5 shows that HYPE_∞ was able to separate $\text{StyleGAN}_{\text{trunc}}$ from the earlier BEGAN, WGAN-GP, and ProGAN, indicating that StyleGAN is the first among them to make human-perceptible progress on unconditional object generation with CIFAR-10.

Comparison to automated metrics. Spearman rank-order correlation coefficients on all four GANs show medium, yet statistically insignificant, correlations with KID ($\rho = -0.600$, $p = 0.40$) and FID ($\rho = 0.600$, $p = 0.40$) and precision ($\rho = -.800$, $p = 0.20$).

6 Related work

Cognitive psychology. We leverage decades of cognitive psychology to motivate how we use stimulus timing to gauge the perceptual realism of generated images. It takes an average of 150ms of focused visual attention for people to process and interpret an image, but only 120ms to respond to faces because our inferotemporal cortex has dedicated neural resources for face detection [47, 10]. Perceptual masks are placed between a person’s response to a stimulus and their perception of it to eliminate post-processing of the stimuli after the desired time exposure [53]. Prior work in determining human perceptual thresholds [19] generates masks from their test images using the texture-synthesis algorithm [44]. We leverage this literature to establish feasible lower bounds on the exposure time of images, the time between images, and the use of noise masks.

Success of automatic metrics. Common generative modeling tasks include realistic image generation [18], machine translation [1], image captioning [57], and abstract summarization [39], among others. These tasks often resort to automatic metrics like the Inception Score (IS) [52] and Fréchet Inception Distance (FID) [23] to evaluate images and BLEU [43], CIDEr [56] and METEOR [2] scores to evaluate text. While we focus on how realistic generated content appears, other automatic metrics also measure diversity of output, overfitting, entanglement, training stability, and computational and sample efficiency of the model [8, 38, 3]. Our metric may also capture one aspect of output diversity,

insofar as human evaluators can detect similarities or patterns across images. Our evaluation is not meant to replace existing methods but to complement them.

Limitations of automatic metrics. Prior work has asserted that there exists coarse correlation of human judgment to FID [23] and IS [52], leading to their widespread adoption. Both metrics depend on the Inception-v3 Network [54], a pretrained ImageNet model, to calculate statistics on the generated output (for IS) and on the real and generated distributions (for FID). The validity of these metrics when applied to other datasets has been repeatedly called into question [3, 48, 8, 46]. Perturbations imperceptible to humans alter their values, similar to the behavior of adversarial examples [33]. Finally, similar to our metric, FID depends on a set of real examples and a set of generated examples to compute high-level differences between the distributions, and there is inherent variance to the metric depending on the number of images and which images were chosen—in fact, there exists a correlation between accuracy and budget (cost of computation) in improving FID scores, because spending a longer time and thus higher cost on compute will yield better FID scores [38]. Nevertheless, this cost is still lower than paid human annotators per image.

Human evaluations. Many human-based evaluations have been attempted to varying degrees of success in prior work, either to evaluate models directly [14, 42] or to motivate using automated metrics [52, 23]. Prior work also used people to evaluate GAN outputs on CIFAR-10 and MNIST and even provided immediate feedback after every judgment [52]. They found that generated MNIST samples have saturated human performance — i.e. people cannot distinguish generated numbers from real MNIST numbers, while still finding 21.3% error rate on CIFAR-10 with the same model [52]. This suggests that different datasets will have different levels of complexity for crossing realistic or hyper-realistic thresholds. The closest recent work to ours compares models using a tournament of discriminators [42]. Nevertheless, this comparison was not yet rigorously evaluated on humans nor were human discriminators presented experimentally. The framework we present would enable such a tournament evaluation to be performed reliably and easily.

7 Discussion and conclusion

Envisioned Use. We created HYPE as a turnkey solution for human evaluation of generative models. Researchers can upload their model, receive a score, and compare progress via our online deployment. During periods of high usage, such as competitions, a retainer model [4] enables evaluation using HYPE_∞ in 10 minutes, instead of the default 30 minutes.

Limitations. Extensions of HYPE may require different task designs. In the case of text generation (translation, caption generation), $\text{HYPE}_{\text{time}}$ will require much longer and much higher range adjustments to the perceptual time thresholds [29, 59]. In addition to measuring realism, other metrics like diversity, overfitting, entanglement, training stability, and computational and sample efficiency are additional benchmarks that can be incorporated but are outside the scope of this paper. Some may be better suited to a fully automated evaluation [8, 38]. Similar to related work in evaluating text generation [21], we suggest that diversity can be incorporated using the automated recall score measures diversity independently from precision $F_{1/8}$ [51].

Conclusion. HYPE provides two human evaluation benchmarks for generative models that (1) are **grounded** in psychophysics, (2) provide task designs that produce **reliable** results, (3) **separate** model performance, (4) are cost and time **efficient**. We introduce two benchmarks: $\text{HYPE}_{\text{time}}$, which uses time perceptual thresholds, and HYPE_∞ , which reports the error rate sans time constraints. We demonstrate the efficacy of our approach on image generation across six models {StyleGAN, SN-GAN, BigGAN, ProGAN, BEGAN, WGAN-GP}, four image datasets {CelebA-64, FFHQ-1024, CIFAR-10, ImageNet-5}, and two types of sampling methods {with, without the truncation trick}.

Acknowledgements

We thank Kamyar Azizzadenesheli, Tatsu Hashimoto, and Maneesh Agrawala for insightful conversations and support. We also thank Durim Morina and Gabby Wright for their contributions to the HYPE system and website. M.L.G. was supported by a Jungle Corporation Stanford Graduate Fellowship. This work was supported in part by an Alfred P. Sloan fellowship. Toyota Research Institute (“TRI”) provided funds to assist the authors with their research but this article solely reflects the opinions and conclusions of its authors and not TRI or any other Toyota entity.

References

- [1] Dzmitry Bahdanau, Kyunghyun Cho, and Yoshua Bengio. Neural machine translation by jointly learning to align and translate. *arXiv preprint arXiv:1409.0473*, 2014.
- [2] Satyanjeev Banerjee and Alon Lavie. Meteor: An automatic metric for mt evaluation with improved correlation with human judgments. In *Proceedings of the acl workshop on intrinsic and extrinsic evaluation measures for machine translation and/or summarization*, pp. 65–72, 2005.
- [3] Shane Barratt and Rishi Sharma. A note on the inception score. *arXiv preprint arXiv:1801.01973*, 2018.
- [4] Michael S Bernstein, Joel Brandt, Robert C Miller, and David R Karger. Crowds in two seconds: Enabling realtime crowd-powered interfaces. In *Proceedings of the 24th annual ACM symposium on User interface software and technology*, pp. 33–42. ACM, 2011.
- [5] David Berthelot, Thomas Schumm, and Luke Metz. Began: boundary equilibrium generative adversarial networks. *arXiv preprint arXiv:1703.10717*, 2017.
- [6] Mikołaj Bińkowski, Dougal J Sutherland, Michael Arbel, and Arthur Gretton. Demystifying mmd gans. *arXiv preprint arXiv:1801.01401*, 2018.
- [7] Christopher M Bishop. *Pattern recognition and machine learning*. springer, 2006.
- [8] Ali Borji. Pros and cons of gan evaluation measures. *Computer Vision and Image Understanding*, 2018.
- [9] Andrew Brock, Jeff Donahue, and Karen Simonyan. Large scale gan training for high fidelity natural image synthesis. *arXiv preprint arXiv:1809.11096*, 2018.
- [10] Rama Chellappa, Pawan Sinha, and P Jonathon Phillips. Face recognition by computers and humans. *Computer*, 43(2):46–55, 2010.
- [11] Tom N Cornsweet. The staircase-method in psychophysics. 1962.
- [12] Steven C Dakin and Diana Omigie. Psychophysical evidence for a non-linear representation of facial identity. *Vision research*, 49(18):2285–2296, 2009.
- [13] Jia Deng, Wei Dong, Richard Socher, Li-Jia Li, Kai Li, and Li Fei-Fei. Imagenet: A large-scale hierarchical image database. In *2009 IEEE conference on computer vision and pattern recognition*, pp. 248–255. Ieee, 2009.
- [14] Emily L Denton, Soumith Chintala, Rob Fergus, et al. Deep generative image models using a laplacian pyramid of adversarial networks. In *Advances in neural information processing systems*, pp. 1486–1494, 2015.
- [15] Li Fei-Fei, Asha Iyer, Christof Koch, and Pietro Perona. What do we perceive in a glance of a real-world scene? *Journal of vision*, 7(1):10–10, 2007.
- [16] Joseph Felsenstein. Confidence limits on phylogenies: an approach using the bootstrap. *Evolution*, 39(4):783–791, 1985.
- [17] Paul Fraisse. Perception and estimation of time. *Annual review of psychology*, 35(1):1–37, 1984.
- [18] Ian Goodfellow, Jean Pouget-Abadie, Mehdi Mirza, Bing Xu, David Warde-Farley, Sherjil Ozair, Aaron Courville, and Yoshua Bengio. Generative adversarial nets. In *Advances in neural information processing systems*, pp. 2672–2680, 2014.
- [19] Michelle R Greene and Aude Oliva. The briefest of glances: The time course of natural scene understanding. *Psychological Science*, 20(4):464–472, 2009.
- [20] Ishaan Gulrajani, Faruk Ahmed, Martin Arjovsky, Vincent Dumoulin, and Aaron C Courville. Improved training of wasserstein gans. In *Advances in Neural Information Processing Systems*, pp. 5767–5777, 2017.

- [21] Tatsunori B Hashimoto, Hugh Zhang, and Percy Liang. Unifying human and statistical evaluation for natural language generation. *arXiv preprint arXiv:1904.02792*, 2019.
- [22] Kenji Hata, Ranjay Krishna, Li Fei-Fei, and Michael S Bernstein. A glimpse far into the future: Understanding long-term crowd worker quality. In *Proceedings of the 2017 ACM Conference on Computer Supported Cooperative Work and Social Computing*, pp. 889–901. ACM, 2017.
- [23] Martin Heusel, Hubert Ramsauer, Thomas Unterthiner, Bernhard Nessler, and Sepp Hochreiter. Gans trained by a two time-scale update rule converge to a local nash equilibrium. In *Advances in Neural Information Processing Systems*, pp. 6626–6637, 2017.
- [24] Geoffrey E Hinton. Training products of experts by minimizing contrastive divergence. *Neural computation*, 14(8):1771–1800, 2002.
- [25] Tero Karras, Timo Aila, Samuli Laine, and Jaakko Lehtinen. Progressive growing of gans for improved quality, stability, and variation. *arXiv preprint arXiv:1710.10196*, 2017.
- [26] Tero Karras, Samuli Laine, and Timo Aila. A style-based generator architecture for generative adversarial networks. *arXiv preprint arXiv:1812.04948*, 2018.
- [27] Aniket Kittur, Ed H Chi, and Bongwon Suh. Crowdsourcing user studies with mechanical turk. In *Proceedings of the SIGCHI conference on human factors in computing systems*, pp. 453–456. ACM, 2008.
- [28] Stanley A Klein. Measuring, estimating, and understanding the psychometric function: A commentary. *Perception & psychophysics*, 63(8):1421–1455, 2001.
- [29] Ranjay Krishna, Kenji Hata, Frederic Ren, Li Fei-Fei, and Juan Carlos Niebles. Dense-captioning events in videos. In *Proceedings of the IEEE International Conference on Computer Vision*, pp. 706–715, 2017.
- [30] Ranjay A Krishna, Kenji Hata, Stephanie Chen, Joshua Kravitz, David A Shamma, Li Fei-Fei, and Michael S Bernstein. Embracing error to enable rapid crowdsourcing. In *Proceedings of the 2016 CHI conference on human factors in computing systems*, pp. 3167–3179. ACM, 2016.
- [31] Alex Krizhevsky and Geoffrey Hinton. Learning multiple layers of features from tiny images. Technical report, Citeseer, 2009.
- [32] Gerald P Krueger. Sustained work, fatigue, sleep loss and performance: A review of the issues. *Work & Stress*, 3(2):129–141, 1989.
- [33] Alexey Kurakin, Ian Goodfellow, and Samy Bengio. Adversarial examples in the physical world. *arXiv preprint arXiv:1607.02533*, 2016.
- [34] John Le, Andy Edmonds, Vaughn Hester, and Lukas Biewald. Ensuring quality in crowdsourced search relevance evaluation: The effects of training question distribution. In *SIGIR 2010 workshop on crowdsourcing for search evaluation*, volume 2126, pp. 22–32, 2010.
- [35] HCCH Levitt. Transformed up-down methods in psychoacoustics. *The Journal of the Acoustical society of America*, 49(2B):467–477, 1971.
- [36] Angli Liu, Stephen Soderland, Jonathan Bragg, Christopher H Lin, Xiao Ling, and Daniel S Weld. Effective crowd annotation for relation extraction. In *Proceedings of the 2016 Conference of the North American Chapter of the Association for Computational Linguistics: Human Language Technologies*, pp. 897–906, 2016.
- [37] Ziwei Liu, Ping Luo, Xiaogang Wang, and Xiaoou Tang. Deep learning face attributes in the wild. In *Proceedings of International Conference on Computer Vision (ICCV)*, 2015.
- [38] Mario Lucic, Karol Kurach, Marcin Michalski, Sylvain Gelly, and Olivier Bousquet. Are gans created equal? a large-scale study. In *Advances in neural information processing systems*, pp. 698–707, 2018.
- [39] Inderjeet Mani. *Advances in automatic text summarization*. MIT press, 1999.

- [40] Tanushree Mitra, Clayton J Hutto, and Eric Gilbert. Comparing person-and process-centric strategies for obtaining quality data on amazon mechanical turk. In *Proceedings of the 33rd Annual ACM Conference on Human Factors in Computing Systems*, pp. 1345–1354. ACM, 2015.
- [41] Takeru Miyato, Toshiki Kataoka, Masanori Koyama, and Yuichi Yoshida. Spectral normalization for generative adversarial networks. *arXiv preprint arXiv:1802.05957*, 2018.
- [42] Catherine Olsson, Surya Bhupatiraju, Tom Brown, Augustus Odena, and Ian Goodfellow. Skill rating for generative models. *arXiv preprint arXiv:1808.04888*, 2018.
- [43] Kishore Papineni, Salim Roukos, Todd Ward, and Wei-Jing Zhu. Bleu: a method for automatic evaluation of machine translation. In *Proceedings of the 40th annual meeting on association for computational linguistics*, pp. 311–318. Association for Computational Linguistics, 2002.
- [44] Javier Portilla and Eero P Simoncelli. A parametric texture model based on joint statistics of complex wavelet coefficients. *International journal of computer vision*, 40(1):49–70, 2000.
- [45] Alec Radford, Luke Metz, and Soumith Chintala. Unsupervised representation learning with deep convolutional generative adversarial networks. *arXiv preprint arXiv:1511.06434*, 2015.
- [46] Suman Ravuri, Shakir Mohamed, Mihaela Rosca, and Oriol Vinyals. Learning implicit generative models with the method of learned moments. *arXiv preprint arXiv:1806.11006*, 2018.
- [47] Keith Rayner, Tim J Smith, George L Malcolm, and John M Henderson. Eye movements and visual encoding during scene perception. *Psychological science*, 20(1):6–10, 2009.
- [48] Mihaela Rosca, Balaji Lakshminarayanan, David Warde-Farley, and Shakir Mohamed. Variational approaches for auto-encoding generative adversarial networks. *arXiv preprint arXiv:1706.04987*, 2017.
- [49] Andreas Rössler, Davide Cozzolino, Luisa Verdoliva, Christian Riess, Justus Thies, and Matthias Nießner. Faceforensics++: Learning to detect manipulated facial images. *arXiv preprint arXiv:1901.08971*, 2019.
- [50] Jeffrey M Rzeszutarski, Ed Chi, Praveen Paritosh, and Peng Dai. Inserting micro-breaks into crowdsourcing workflows. In *First AAAI Conference on Human Computation and Crowdsourcing*, 2013.
- [51] Mehdi SM Sajjadi, Olivier Bachem, Mario Lucic, Olivier Bousquet, and Sylvain Gelly. Assessing generative models via precision and recall. In *Advances in Neural Information Processing Systems*, pp. 5228–5237, 2018.
- [52] Tim Salimans, Ian Goodfellow, Wojciech Zaremba, Vicki Cheung, Alec Radford, and Xi Chen. Improved techniques for training gans. In *Advances in Neural Information Processing Systems*, pp. 2234–2242, 2016.
- [53] George Sperling. A model for visual memory tasks. *Human factors*, 5(1):19–31, 1963.
- [54] Christian Szegedy, Vincent Vanhoucke, Sergey Ioffe, Jon Shlens, and Zbigniew Wojna. Rethinking the inception architecture for computer vision. In *Proceedings of the IEEE conference on computer vision and pattern recognition*, pp. 2818–2826, 2016.
- [55] Lucas Theis, Aäron van den Oord, and Matthias Bethge. A note on the evaluation of generative models. *arXiv preprint arXiv:1511.01844*, 2015.
- [56] Ramakrishna Vedantam, C Lawrence Zitnick, and Devi Parikh. Cider: Consensus-based image description evaluation. In *Proceedings of the IEEE conference on computer vision and pattern recognition*, pp. 4566–4575, 2015.
- [57] Oriol Vinyals, Alexander Toshev, Samy Bengio, and Dumitru Erhan. Show and tell: A neural image caption generator. In *Proceedings of the IEEE conference on computer vision and pattern recognition*, pp. 3156–3164, 2015.

- [58] David Warde-Farley and Yoshua Bengio. Improving generative adversarial networks with denoising feature matching. 2016.
- [59] Daniel S Weld, Christopher H Lin, and Jonathan Bragg. Artificial intelligence and collective intelligence. *Handbook of Collective Intelligence*, pp. 89–114, 2015.
- [60] Felix A Wichmann and N Jeremy Hill. The psychometric function: I. fitting, sampling, and goodness of fit. *Perception & psychophysics*, 63(8):1293–1313, 2001.